



HousingLink

Affordable Listings Report

for Households Earning 30% AMI

Hennepin County, 4th Quarter 2021

1-Person Household

Annual Income: \$22,050
 Hourly Rate: \$10.60
 Affordable Rent: <\$551
 Cost-Burdened Rent: \$552-\$918

3-Person Household

Annual Income: \$28,350
 Hourly Rate: \$13.63
 Affordable Rent: <\$708
 Cost-Burdened Rent: \$709-\$1,181

5-Person Household

Annual Income: \$34,000
 Hourly Rate: \$16.35
 Affordable Rent: <\$849
 Cost-Burdened Rent: \$850-\$1,416

Annual income calculated based on 30% area median income.

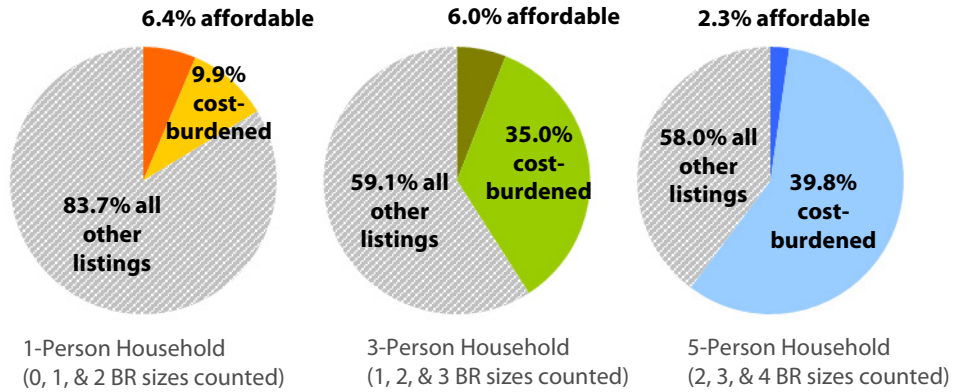
Hourly income based on 2,080 work hours per year.

Affordable rent = rent amount that is less than 30% of a household's total monthly income.

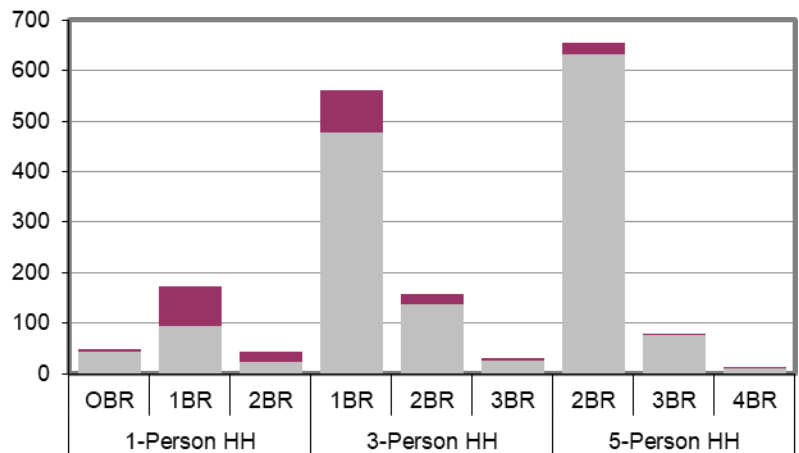
Cost-burdened rent = rent amount that is equal to 30% - 50% of a household's total monthly income.

■ Affordable Listings
■ Cost-Burdened Listings

Percent of Affordable and Cost-Burdened Listings



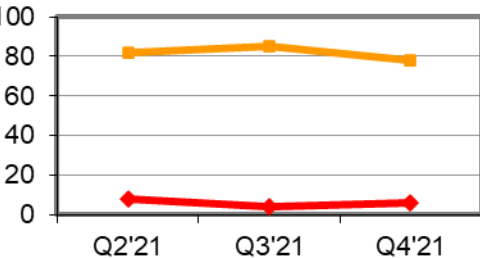
Total Listings by Bedroom Size and Household Type



Change in Affordable Listings

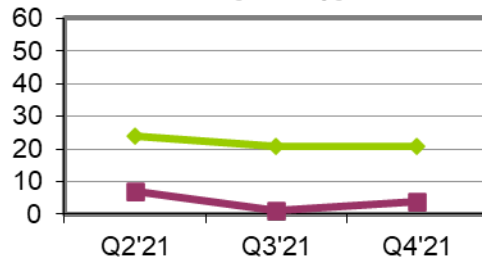
1-Person Household

— 0BR — 1BR



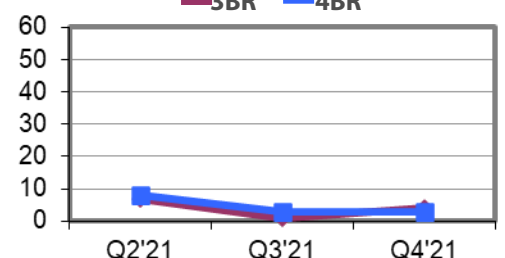
3-Person Household

— 2BR — 3BR



5-Person Household

— 3BR — 4BR



This report provides a summary of affordable rental listings statistics based on HousingLink's 2021 4th Quarter *Housing Search Reports*. *Housing Search* includes listings with specified rent amounts, or listings in which rent is equal to 30 percent of income.

Report published January 2022



Affordable hListings Report Detail for Hennepin County

4th Qtr 2021

for Households Earning 30% AMI¹

| | 1 Person Household ² | 3 Person Household ³ | 5 Person Household ⁴ |
|---------------------------------|---------------------------------|---------------------------------|---------------------------------|
| Annual Income ⁵ | \$22,050 | \$28,350 | \$34,000 |
| Hourly Rate ⁶ | \$10.60 | \$13.63 | \$16.35 |
| Affordable Rent ⁷ | \$551 | \$708 | \$849 |
| Cost-burdened Rent ⁸ | \$918 | \$1,181 | \$1,416 |

| Affordable Rent | Listings | % of Total Listings | Listings | % of Total Listings | Listings | % of Total Listings |
|-----------------|------------|---------------------|------------|---------------------|-----------|---------------------|
| 0 Bedroom | 6 | 0.4% | -- | -- | -- | -- |
| 1 Bedroom | 78 | 4.8% | 84 | 4.6% | -- | -- |
| 2 Bedroom | 20 | 1.2% | 21 | 1.1% | 21 | 1.7% |
| 3 Bedroom | -- | -- | 4 | 0.2% | 4 | 0.3% |
| 4 Bedroom | -- | -- | -- | -- | 3 | 0.2% |
| Total | 104 | 6.4% | 109 | 6.0% | 28 | 2.3% |

| Cost-burdened Rent | Listings | % of Total Listings | Listings | % of Total Listings | Listings | % of Total Listings |
|--------------------|------------|---------------------|------------|---------------------|------------|---------------------|
| 0 Bedroom | 45 | 2.4% | -- | -- | -- | -- |
| 1 Bedroom | 97 | 5.1% | 604 | 28.9% | -- | -- |
| 2 Bedroom | 15 | 0.8% | 206 | 9.9% | 693 | 54.1% |
| 3 Bedroom | -- | -- | 44 | 2.1% | 98 | 7.6% |
| 4 Bedroom | -- | -- | -- | -- | 11 | 0.9% |
| Total | 157 | 8.2% | 854 | 40.9% | 802 | 62.6% |

| | | | |
|-----------------------------------|--------------|--------------|--------------|
| Total Listings⁹ | 1,623 | 1,828 | 1,242 |
|-----------------------------------|--------------|--------------|--------------|

¹ The report uses market entry occurrence, which groups individual listings by rent, bedrooms, phone number, city, address and length of continuous publication. A gap of more than 15 days between publication dates, or a change in any of the other criteria, will create a new occurrence of the listing. Each occurrence that was published and available to the search tool is counted as a listing for the reporting period.

² 0,1,2 bedroom listings are counted for 1-person households

³ 1,2,3 bedroom listings are counted for 3-person household.

⁴ 2,3,4 bedroom listings are counted for 5-person household.

⁵ Annual income calculated based on HUD FY'19 income limits, effective 4/1/2021.

⁶ Hourly income based on 2,080 work hours per year.

⁷ Affordable rent = a rent amount that is less than 30% of a household's total monthly income.

⁸ Cost-burdened rent = a rent amount that is equal to 30% - 50% of a household's total monthly income.

⁹ Total listings = total hList listings at all rent levels for the bedroom sizes included in each household category.