

2022

Housing Counts



November 2023



FAMILY HOUSING
FUND

HousingLink 

Housing Counts Data 2022

About The Housing Counts Report Series

Each year since 2002, Family Housing Fund and HousingLink jointly publish data to provide housing leaders and stakeholders with a consistent means of tracking annual affordable housing production, preservation, and loss. The data set provides an annual accounting of affordable housing projects in Minneapolis, Saint Paul, and suburban communities, offering a systemic and consistent way of measuring progress to municipal and regional affordable housing goals.

When tracking new production and preservation of affordable housing, there are several points in time when a unit could be “counted.” HousingLink and Family Housing Fund have chosen to count units in the year their funding first closes. Only developments with public and/private capital funding with affordability obligations are listed.

To compare to previous years, view HousingLink’s visualization of the data over time at <https://housinglink.org/Research/Counts>.

A Note on 2022 Housing Production Data

Housing Counts has been possible through the years in large part due to willing statewide, regional, and local contributors of data that help us tally initial counts and subsequently review our findings, offering additional detail as necessary on projects within their respective jurisdictions. Our process evolved and simplified this year as we partnered with the Metropolitan Council to utilize data from its annual Housing Production Survey. This partnership reduced the overall reporting burden on local government partners and increased the scope of our data inputs.

We recognize that with improved data reporting processes, better data can establish new baselines that call into question the usefulness of long-term data trends. At the same time, this year’s data is consistent with the robust production totals we’ve observed in Housing Counts reports over the past few years. Even so, this year’s change in data collection warrants a footnote on year-to-year visualizations going forward.

Housing Counts 2022: Key Themes

Acknowledging that the new data collection process may influence our year-over-year comparison, overall 2022 rental housing production totals (5,488 units) are more or less in line with recent years’ totals (less than 7,491 units in 2021, yet more than 4,683 in 2020). In 2022, new production accounted for the majority of affordable units counted in Minneapolis and Saint Paul, whereas the majority of units counted in 2021 were affordability preservation of existing units. New construction in Minneapolis and Saint Paul increased from just 20% of affordable units created in 2021 to 59% of affordable units counted in 2022. Without strong enrollment of new 4D participants (a continuing success story), that new production/preservation reversal would have been even more stark.

Even with these successes, the need for affordable housing far outstrips availability, and we continue to see the loss of “naturally occurring affordable housing” (NOAH) stock. However, it is important to note that the Twin Cities region is experiencing a sustained period of strong affordable rental production; since 2016, each year is exceeding any total we’ve seen since our metro-wide reporting began in 2004.

Minneapolis 2022

* Senior housing

Affordable Units with Financing Closed

30% AMI | 50% AMI | 60% AMI

New Production: Rental

	30% AMI	50% AMI	60% AMI	
1301 Lake Street West	30	41	49	
901 Cedar Avenue Apartments	43	54	60	
Agate Housing	39	11	0	
Calvary Apartments	41	0	0	
Canvas Apartments	24	0	116	
Currie Commons	45	61	81	
The Flats at Malcolm Yards	16	84	43	
Ladder 260	5	13	72	
Midtown Crossing	11	14	61	
MPHA Family Housing Expansion Project	64	0	20	
Northstar East	0	44	0	
Olson Court - Park Plaza	50	76	124	
Upper Harbor Terminal	55	72	63	
*Wirth on the Woods	10	90	0	
New Production: Rental	433	560	689	1,682

New Production: Homeownership

Single-Family (City of Lakes Community Land Trust)	0	3	0	
New Production: Homeownership	0	3	0	3

Preservation/Stabilization: Rental

Bimosedaa	12	0	0	
James R. Heltzer Manor	109	0	0	
1821 1st Avenue South	0	13	8	
2022 Park Avenue South (NOAH)	0	0	58	
3121 3rd Ave South (NOAH)	0	0	8	
3635 1st Avenue South	0	3	4	
5700-5712 34th Avenue South (NOAH)	0	5	19	
7 and 11 W 35th Street (NOAH)	0	0	7	
New 4D program participants (188 addresses)	0	0	557	
Preservation/Stabilization of Existing Units: Rental	121	21	661	803
GRAND TOTAL	554	584	1,350	2,488

Demolitions in Minneapolis (includes affordable and market rate units)

218

Saint Paul 2022

* Senior housing

Affordable Units with Financing Closed

30% AMI	50% AMI	60% AMI
------------	------------	------------

New Production: Rental

	30% AMI	50% AMI	60% AMI	
*The Lumin at Highland Bridge	60	0	0	
Dunedin Homes	4	0	0	
Restoring Waters	60	0	0	
Nellie Francis Court	0	15	60	
*Stryker Senior Housing	43	14	0	
Twelve-22 Apartments	15	0	40	
Soul Apartments	35	0	143	
James Ave Apartments	0	0	11	
Marshall Ave Lofts	0	0	6	
Dale Street Place	130	20	0	
New Production: Rental	347	49	260	656

New Production: Homeownership

	-	-	-	
New Production: Homeownership	0	0	0	0

Preservation/Stabilization: Rental

American House	0	0	70	
Wabasha Hi-Rise	40	0	0	
Valley Hi-Rise	158	0	0	
Selby Wilkins	23	0	30	
653 Artist Lofts	0	18	18	
New 4D program participants (64 addresses)	0	50	407	
Preservation/Stabilization of Existing Units: Rental	221	68	525	814
GRAND TOTAL	568	117	785	1,470

Demolitions in Saint Paul (includes affordable and market rate units)

28

Suburban Metro 2022

* Senior housing

Affordable Units with Financing Closed

30% AMI | 50% AMI | 60% AMI

New Production: Rental

COUNTY	CITY	PROPERTY	30% AMI	50% AMI	60% AMI	
Anoka	Columbia Heights	800 42nd Site	0	0	62	
Anoka	Fridley	Sherman-Affordable Project	0	0	73	
Dakota	Burnsville	*Villas at Pleasant Avenue (Gateway Housing Senior)	0	0	150	
Hennepin	Bloomington	Carbon 31	0	0	36	
Hennepin	Bloomington	Noble Apartments	0	14	0	
Hennepin	Bloomington	*Oxboro Heights	9	23	43	
Hennepin	Brooklyn Center	C Allan Homes	0	0	7	
Hennepin	Brooklyn Center	The Crest 2 Addition	0	22	26	
Hennepin	Eden Prairie	*Baker Road Assisted Living	0	11	0	
Hennepin	Eden Prairie	GTS Multifamily	0	85	0	
Hennepin	Eden Prairie	*Suite Living	0	4	0	
Hennepin	Eden Prairie	The Ellie	0	48	0	
Hennepin	Edina	*Cornelia View	6	52	43	
Hennepin	Edina	The Eddi	0	0	20	
Hennepin	Minnetonka	*Amira Minnetonka	0	10	9	
Hennepin	Minnetonka	Minnetonka Station	0	28	0	
Hennepin	Minnetonka	Shady Oak Crossing	0	0	23	
Hennepin	Minnetonka	The Alcott	0	18	17	
Hennepin	Minnetonka	Townline	0	23	0	
Hennepin	Richfield	NorthBay	0	0	16	
Hennepin	Richfield	Richfield Flats	18	19	18	
Hennepin	St Louis Park	Beltline Blvd Station	5	0	77	
Hennepin	St Louis Park	Rise on 7	19	43	58	
Hennepin	St Louis Park	Union Park Flats	10	0	40	
Hennepin	St Louis Park	Via Sol	0	22	0	
Ramsey	Lauderdale	*The Fern	10	90	0	
Ramsey	Little Canada	Litmore Phase I	6	0	0	
Ramsey	Little Canada	Litmore Phase II	6	0	0	
Scott	Belle Plaine	Belle Court Apartments - Phase II	0	7	0	
Washington	Mahtomedi	Vista House	0	0	43	
New Production: Rental			89	519	761	1,369

Suburban Metro 2022

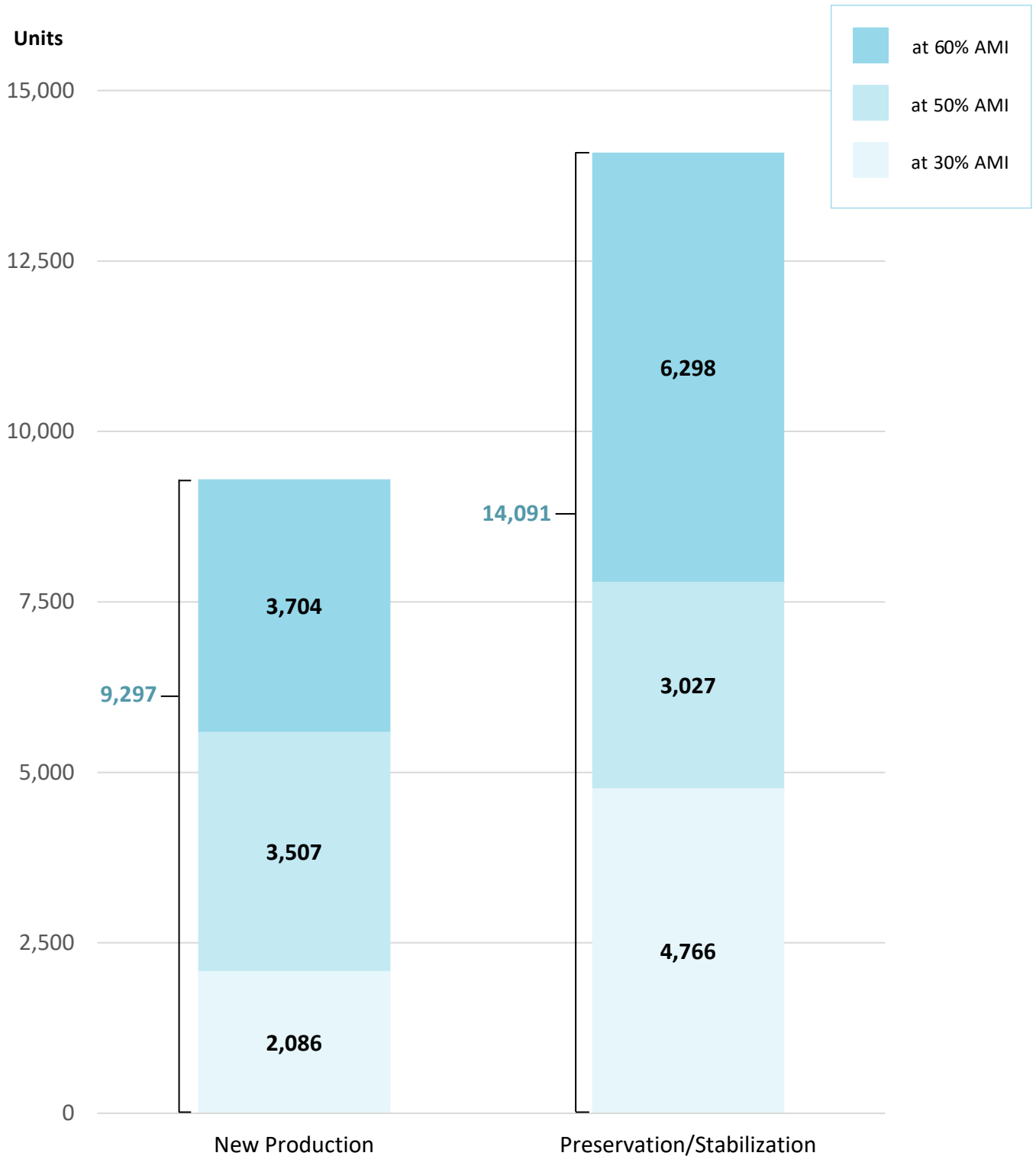
			Affordable Units with Financing Closed			
			30% AMI	50% AMI	60% AMI	
New Production: Homeownership						
COUNTY	CITY	PROPERTY				
Dakota	Hastings	Single-Family (Twin Cities Habitat for Humanity)	0	1	0	
Dakota	South St Paul	Single-Family (Twin Cities Habitat for Humanity)	0	1	0	
Hennepin	Bloomington	Single-Family (Homes Within Reach)	0	2	0	
Hennepin	Crystal	Single-Family (Homes Within Reach)	0	0	1	
Hennepin	Eden Prairie	Single-Family (Homes Within Reach)	0	0	1	
Hennepin	Edina	Single-Family (Homes Within Reach)	0	2	0	
Hennepin	Oak Park Heights	Single-Family (Two Rivers Community Land Trust)	0	1	0	
Hennepin	Richfield	Single-Family (Homes Within Reach)	0	1	0	
Hennepin	St Louis Park	Single-Family (Homes Within Reach)	0	0	2	
Washington	Oakdale	Single-Family (Two Rivers Community Land Trust)	0	1	0	
New Production: Homeownership			0	9	4	13
Preservation/Stabilization: Rental						
Hennepin	Hopkins	Dow Towers	76	0	0	
Carver	Norwood Young America	*Peace Villa Apartments, Inc	0	0	0	
Hennepin	Brooklyn Park	Evergreen Apartments	24	0	0	
Ramsey	Roseville	Sun Place Apartments	0	0	30	
Ramsey	White Bear Lake	East Metro Place	0	0	34	
Preservation/Stabilization of Existing Units: Rental			100	0	64	164
GRAND TOTAL			189	528	829	1,546

Demolitions in Suburban Metro (includes affordable and market rate units)

410

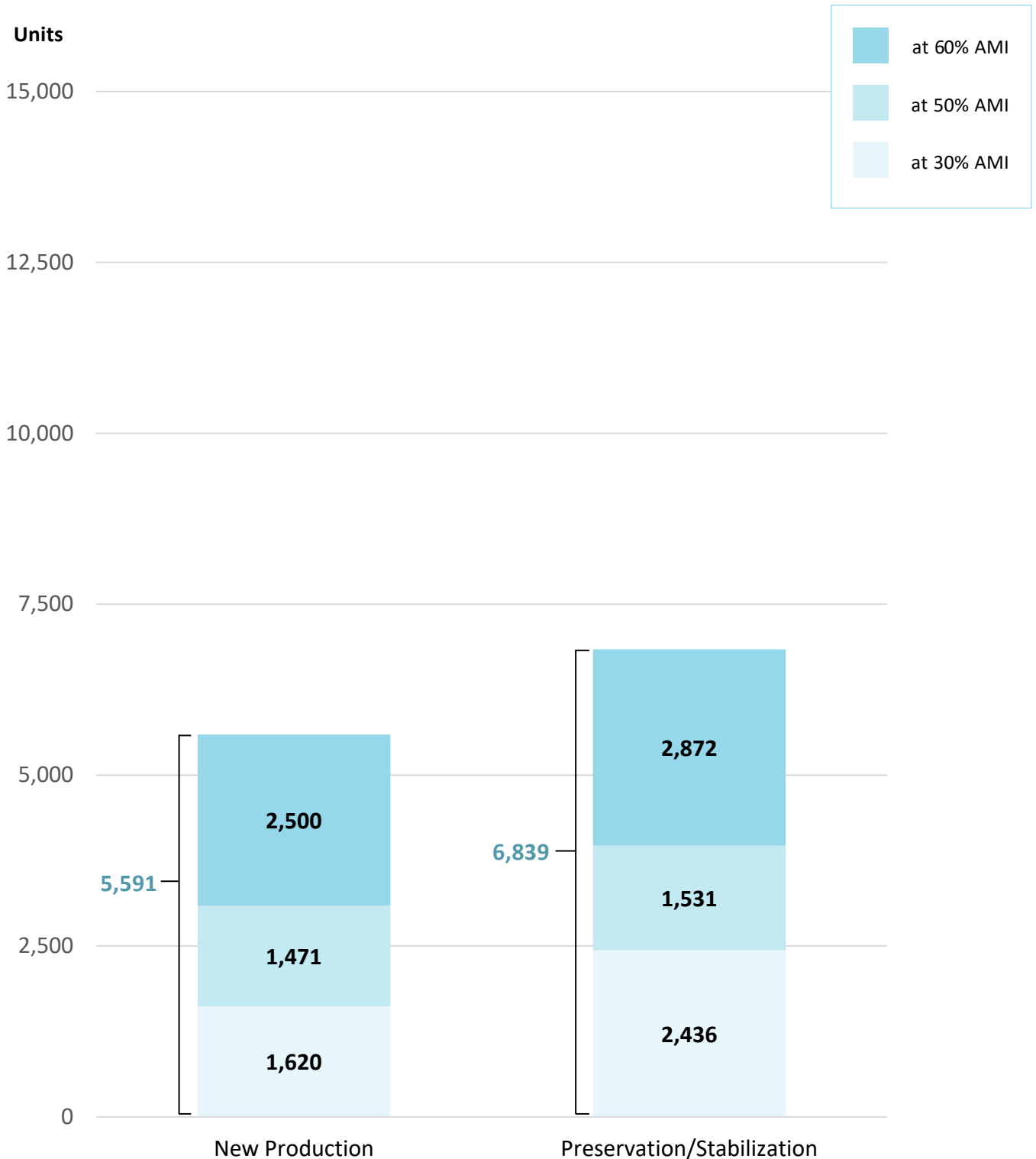
Minneapolis 2002-2022

Affordable Units with Financing Closed



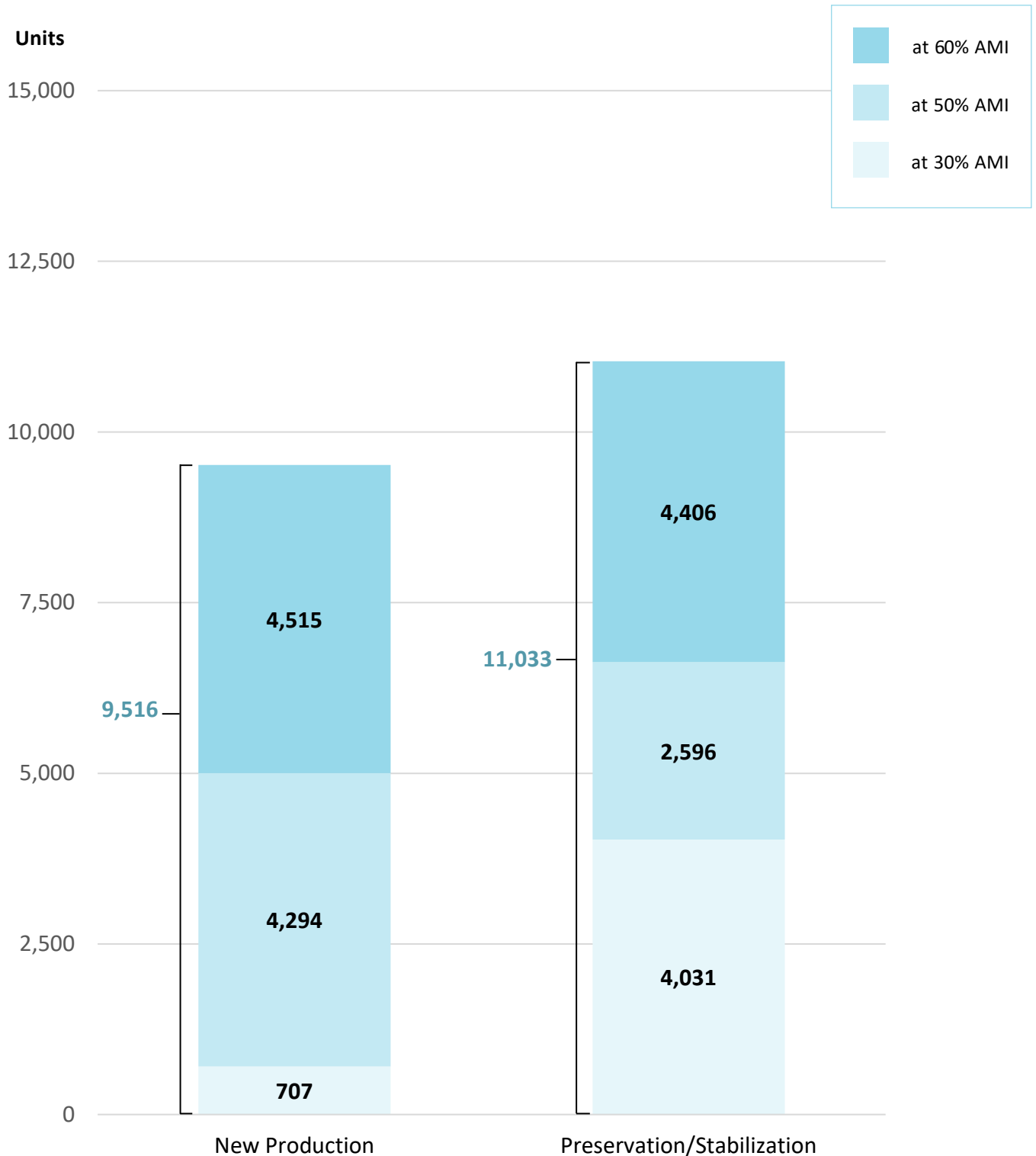
Saint Paul 2002-2022

Affordable Units with Financing Closed



Suburban Metro 2004-2022

Affordable Units with Financing Closed



2021

Housing Counts



December 2022



FAMILY HOUSING
FUND

HousingLink 

Housing Counts Data 2021

Affordable housing development and preservation spiked dramatically in 2021. We saw the highest numbers of affordable housing units built (3,065) and preserved (4,426) since Housing Counts reporting began in 2002. Following record highs in 2020, this represents a continued trend of increasing development and preservation in the Twin Cities region. Success in preserving housing affordability is due, in large part, to the 4D incentive programs in Minneapolis and Saint Paul, which offer property tax reductions to property owners who commit to keeping rents affordable for ten years. 4D units in Minneapolis and Saint Paul represented 66% of all homes for which affordability was preserved in 2021.

About The Housing Counts Report Series

Each year since 2002, Family Housing Fund and HousingLink jointly publish data to provide housing leaders and stakeholders with a consistent means of tracking annual affordable housing production, preservation, and loss. The data set provide an annual accounting of affordable housing projects in Minneapolis, Saint Paul, and suburban communities, offering a systemic and consistent way of measuring progress to municipal and regional affordable housing goals.

When tracking new production and preservation of affordable housing, there are several points in time when a unit could be “counted.” HousingLink and Family Housing Fund have chosen to count units in the year their funding first closes. Only developments with public and/private capital funding with affordability obligations are listed.

To compare to previous years, view HousingLink’s [visualization of the data over time](#).

Minneapolis 2021

* Senior housing

Affordable Units with Financing Closed

30% AMI | 50% AMI | 60% AMI

	30% AMI	50% AMI	60% AMI	
New Production: Rental				
125 Lowry Development	0	0	17	
3301 Nicollet	24	40	0	
4207 Nicollet Avenue Apartments	0	0	5	
4th Street Apartments; the Doyle	0	0	17	
Bloom Lake Flats	28	14	0	
Dinkytown Mixed Use	0	0	67	
Fieldhouse Dinkytown	0	0	64	
Harrison Housing - Deco 265 Apartments	0	0	8	
*Lydia Apartments Expansion (new units)	40	0	0	
*Nolte River Place Apartments (also known as Anoka Senior Apartments)	0	50	30	
Peregrine	64	37	29	
Satori Boutique Apartments	0	23	0	
Shelby Commons	12	23	0	
*Snelling Yards	10	85	5	
The Sound on 76th (formerly known as 4100 Apartments)	8	35	27	
Wakpada	0	0	10	
West Broadway West Building	0	59	13	
Wirth on the Woods	10	83	7	
New Production: Rental	196	449	299	944
New Production: Homeownership				
Single-Family (City of Lakes Community Land Trust)	2	7	4	
New Production: Homeownership	2	7	4	13
Preservation/Stabilization: Rental				
Cedar High Apartments	347	0	0	
Loring Towers	0	0	230	
*Lydia Apartments Expansion (40 existing units)	40	0	0	
Lyndale Manor	238	0	0	
Units enrolled in Minneapolis 4D Program	0	0	1,185	
SMMF Acquisition - 3123 23rd Ave S	0	0	2	
Stonehouse Square Apartments	0	30	30	
Preservation/Stabilization of Existing Units: Rental	625	30	1,447	2,102
GRAND TOTAL	823	486	1,750	3,059

Demolitions in Minneapolis (includes affordable and market rate units)

106

Saint Paul 2021

* Senior housing

Affordable Units with Financing Closed

30% AMI	50% AMI	60% AMI
---------	---------	---------

	30% AMI	50% AMI	60% AMI	
New Production: Rental				
Hollows	5	0	57	
Parkway Apartments	10	9	41	
New Production: Rental	15	9	98	122
New Production: Homeownership				
Single-Family (Twin Cities Habitat for Humanity)	0	0	1	
New Production: Homeownership	0	0	1	1
Preservation/Stabilization: Rental				
62 Congress Street	0	0	2	
Birmingham	21	0	0	
Front Hi-rise	151	0	0	
*King's Crossing	0	49	0	
Units enrolled in Saint Paul 4D Program	0	651	1,088	
Wilder Square	90	0	39	
Preservation/Stabilization of Existing Units: Rental	262	700	1,129	2,091
GRAND TOTAL	277	709	1,228	2,214

Demolitions in Saint Paul (includes affordable and market rate units)

39

Suburban Metro 2021

* Senior housing

Affordable Units with Financing Closed

30% AMI	50% AMI	60% AMI
----------------	----------------	----------------

New Production: Rental

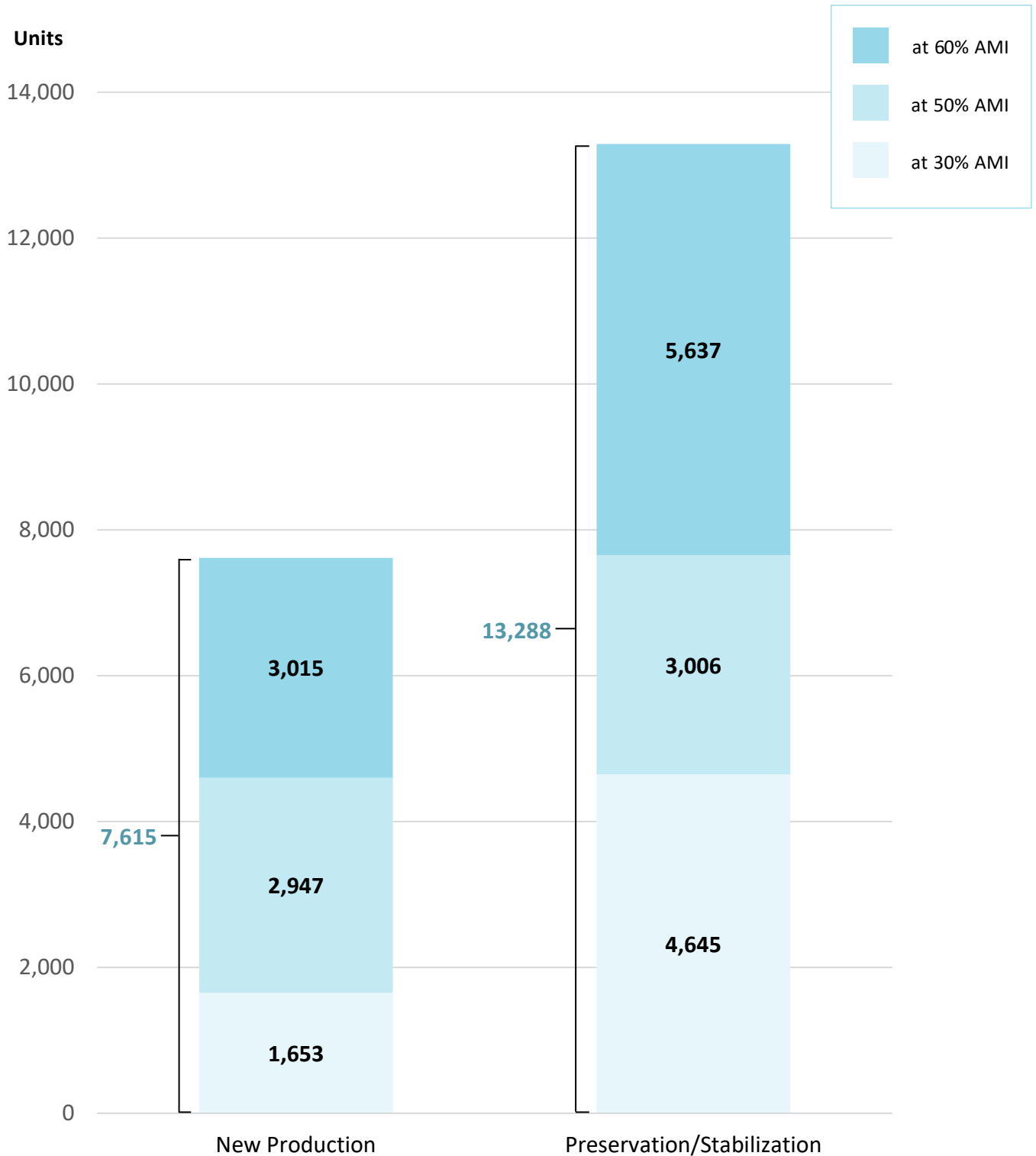
COUNTY	CITY	PROPERTY	30% AMI	50% AMI	60% AMI	
Carver	Waconia	Trails Edge South Apartments	8	38	14	
Dakota	Apple Valley	Risor of Apple Valley	0	36	0	
Dakota	Eagan	Aster House Apartments	0	45	139	
Dakota	Hastings	*The Quill (formerly known as Hastings Senior Apartments)	0	25	65	
Dakota	Inver Grove Heights	Babcock Crossing	0	5	44	
Dakota	West St. Paul	Hilltop at Signal Hills	0	0	146	
Dakota	West St. Paul	Legacy Commons at Signal Hills	0	0	247	
Hennepin	Bloomington	Old Cedar Apartments	6	3	59	
Hennepin	Eden Prairie	Paravel	0	50	7	
Hennepin	Hopkins	Raspberry Ridge II	0	53	91	
Hennepin	Hopkins	Vista 44	0	50	0	
Hennepin	Maple Grove	Bottineau Ridge Phase III	0	50	0	
Hennepin	Plymouth	Element	0	26	35	
Hennepin	St. Louis Park	Risor of St. Louis Park	0	17	0	
Hennepin	St. Louis Park	Mera	0	47	0	
Hennepin	St. Louis Park	Corsa	0	25	0	
Hennepin	St. Louis Park	Volo at Texa Tonka	0	22	0	
Ramsey	Falcon Heights	Amber Union	0	106	0	
Ramsey	Roseville	Edison II	8	30	21	
Ramsey	Roseville	Harbor at Twin Lakes	0	0	277	
Ramsey	Vadnais Neights	Vadnais Lincoln	0	0	83	
Scott	Shakopee	Core Crossing	0	0	61	
Scott	Shakopee	The Willows	13	47	0	
New Production: Rental			35	675	1,289	1,999

Suburban Metro 2021

			Affordable Units with Financing Closed			
			30% AMI	50% AMI	60% AMI	
New Production: Homeownership						
COUNTY	CITY	PROPERTY				
Anoka	Columbia Heights	Single-Family (Twin Cities Habitat for Humanity)	0	0	1	
Anoka	Coon Rapids	Single-Family (Twin Cities Habitat for Humanity)	0	0	1	
Dakota	Farmington	Single-Family (Twin Cities Habitat for Humanity)	0	1	0	
Hennepin	Bloomington	Single-Family (West Hennepin Affordable Housing Land Trust)	0	1	0	
Hennepin	Eden Prairie	Single-Family (West Hennepin Affordable Housing Land Trust)	0	0	1	
Hennepin	Edina	Single-Family (West Hennepin Affordable Housing Land Trust)	0	1	0	
Hennepin	Minnetonka	Single-Family (West Hennepin Affordable Housing Land Trust)	0	1	0	
Hennepin	Plymouth	Single-Family (West Hennepin Affordable Housing Land Trust)	0	1	0	
Hennepin	Richfield	Single-Family (West Hennepin Affordable Housing Land Trust)	0	1	0	
Washington	Oakdale	Single-Family (Two Rivers Community Land Trust)	0	1	0	
New Production: Homeownership			0	7	3	10
Preservation/Stabilization: Rental						
Scott	Shakopee	*Village Apartments	62	0	0	
Preservation/Stabilization of Existing Units: Rental			62	0	0	62
GRAND TOTAL			97	682	1,292	2,071

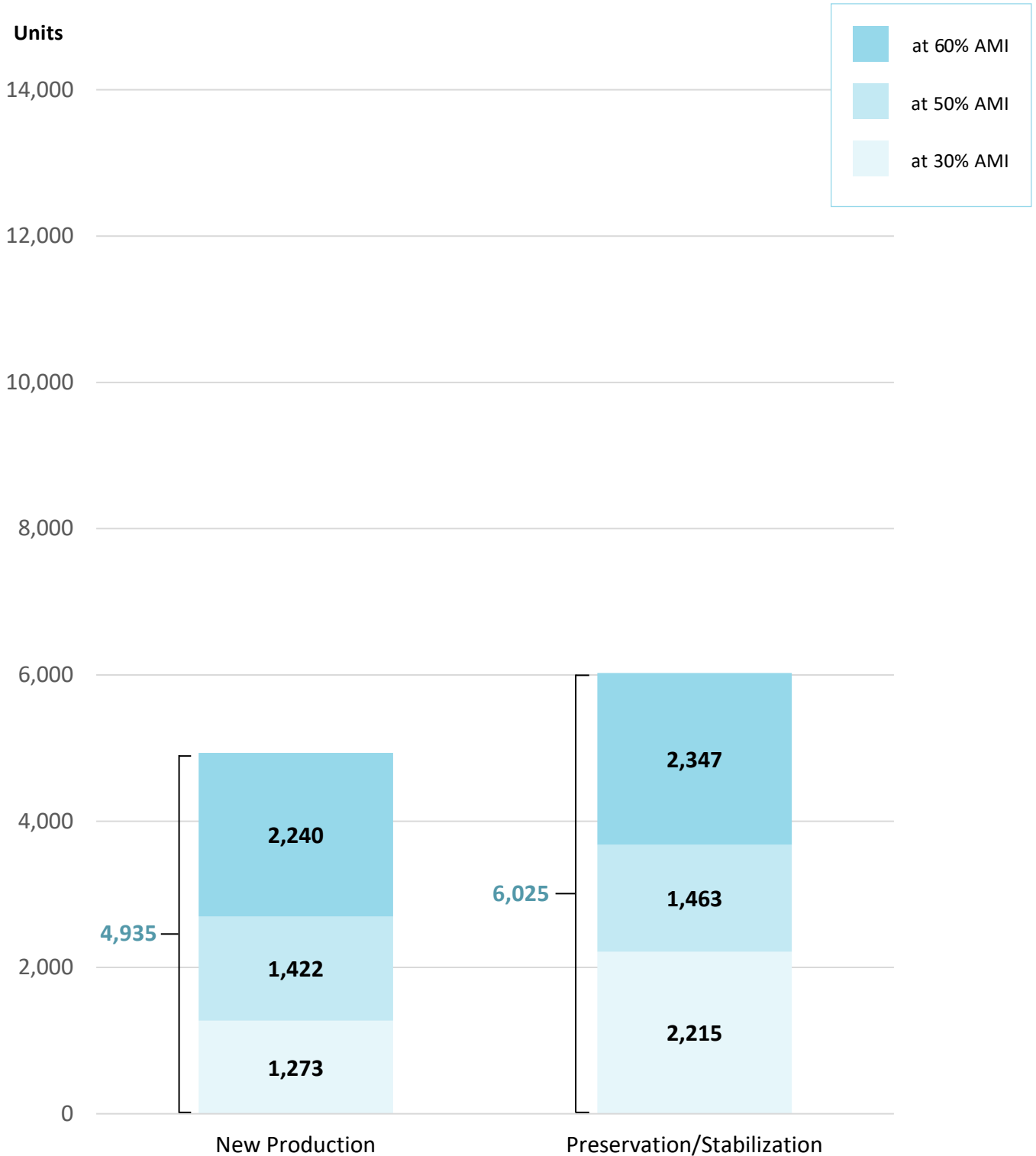
Minneapolis 2002-2021

Affordable Units with Financing Closed



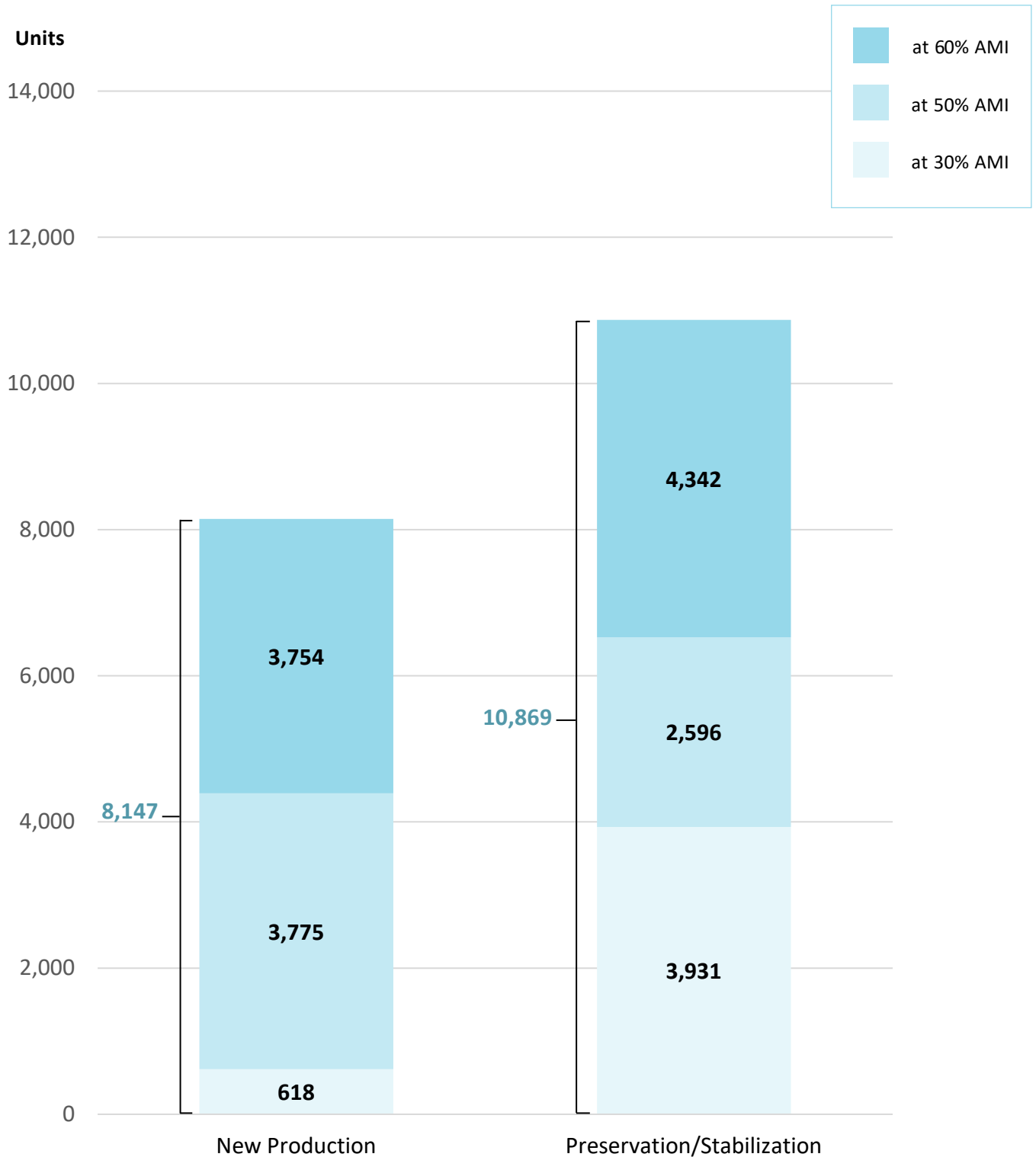
Saint Paul 2002-2021

Affordable Units with Financing Closed



Suburban Metro 2004-2021

Affordable Units with Financing Closed



2020 *Housing Counts*



October 2021

Housing Counts Data 2020

Despite economic disruptions caused by the COVID-19 pandemic, 2020 was a strong year for affordable housing development and preservation in the Twin Cities metro region. Saint Paul and suburban communities saw significant increases in new rental housing development compared to previous years. However, new rental production in Minneapolis declined for the first time since 2016; 139 affordable units were financed for development in 2020, compared to 576 in 2019. Annual preservation numbers continued to increase across the region. Minneapolis led the region in preserving the long-term affordability of 1,331 rental housing units, and the number of housing units preserved in Saint Paul more than doubled compared to 2019. This increase is largely due to 4D tax incentive programs that have been implemented in Minneapolis, Saint Paul, and several suburban cities.

About The Housing Counts Report Series

Each year since 2002, Family Housing Fund and HousingLink jointly publish data to provide housing leaders and stakeholders with a consistent means of tracking annual affordable housing production, preservation, and loss. The data set provide an annual accounting of affordable housing projects in Minneapolis, Saint Paul, and suburban communities, offering a systemic and consistent way of measuring progress to municipal and regional affordable housing goals.

When tracking new production and preservation of affordable housing, there are several points in time when a unit could be “counted.” HousingLink and Family Housing Fund have chosen to count units in the year their funding first closes. Only developments with public and/private capital funding with affordability obligations are listed.

To compare to previous years, view [HousingLink’s visualization of the data over time](#).

Minneapolis 2020

* Senior housing

Affordable Units with Financing Closed

30% AMI | 50% AMI | 60% AMI

	30% AMI	50% AMI	60% AMI	
New Production: Rental				
Amber Apartments	22	53	1	
Fort Snelling Upper Post Redevelopment	0	0	23	
Lake Street Housing - Phase II	0	0	10	
Peris Development	15	1	14	
New Production: Rental	37	54	48	139
New Production: Homeownership				
Single-Family/City of Lakes Community Land Trust (CLCLT)	3	13	5	
New Production: Homeownership	3	13	5	21
Preservation/Stabilization: Rental				
14th and Central	25	0	150	
2806 Park Avenue	0	0	8	
4D Property Tax Incentive (multiple)	0	0	427	
*Elliot Twins	19	0	155	
Exodus 2	167	0	0	
Jackson Street Lofts	0	3	0	
MHOP - Prosperity Village	25	0	0	
Olson Towne Homes	92	0	0	
*Park Plaza Apartments Phase I	0	82	10	
*Sabathani Senior Housing	4	44	0	
*Trinity Apartments	120	0	0	
Preservation/Stabilization of Existing Units: Rental	452	129	750	1331
GRAND TOTAL	492	196	803	1491

Demolitions in Minneapolis (includes affordable and market rate units)

573

Saint Paul 2020

* Senior housing

Affordable Units with Financing Closed

30% AMI	50% AMI	60% AMI
------------	------------	------------

New Production: Rental

	30% AMI	50% AMI	60% AMI	
*Elders Lodge	42	0	0	
Frogtown Crossroads	14	16	10	
Nova SP	0	20	79	
University & Fairview	27	83	58	
West Side Flats Phase IIIB	0	34	50	
Wilkins Townhomes	23	0	0	
New Production: Rental	106	153	197	456

New Production: Homeownership

Single-Family/Habitat for Humanity	0	0	1	
New Production: Homeownership	0	0	1	1

Preservation/Stabilization: Rental

1723 Selby Avenue	0	0	1	
4D Property Tax Incentive (multiple)	0	322	406	
*Carty Heights	50	0	0	
Dunedin Terrace	104	0	0	
*Midway Pointe / Episcopal Homes	0	49	0	
Minnesota Place (aka: Minnesota Vistas)	14	4	48	
The Salvation Army Booth Brown House Foyer	25	0	0	
Preservation/Stabilization of Existing Units: Rental	193	375	455	1023
GRAND TOTAL	299	528	653	1480

Demolitions in Saint Paul (includes affordable and market rate units)

19

Suburban Metro 2020

* Senior housing

Affordable Units with Financing Closed

30% AMI | 50% AMI | 60% AMI

New Production: Rental

COUNTY	CITY	PROPERTY	30% AMI	50% AMI	60% AMI	
Dakota	Eagan	Lexington Flats	0	50	0	
Hennepin	Bloomington	Lyndale Flats	0	0	81	
Hennepin	Bloomington	SoLo Apartments (fka Village Club 172)	17	12	104	
Hennepin	Edina	Amundson Flats	0	39	23	
Hennepin	Brooklyn Center	Sonder Point Apartments (fka Brooklyn Center Senior)	0	29	114	
Hennepin	Plymouth	Cranberry Ridge	0	45	0	
Hennepin	Rogers	*Autumn Trails Apartments	20	0	0	
Hennepin	St. Louis Park	Oak Park Village Apartments	100	0	0	
Ramsey	Mounds View	Mounds View Supportive Housing, Inc.	0	19	0	
Ramsey	Roseville	*Owasso Gardens	8	52	0	
Ramsey	Roseville	*Roselawn Village Apartments	22	22	0	
Ramsey	Roseville	Twin Lakes Family Apartments	0	0	228	
Washington	Hugo	Rosemary Apartments	4	23	18	
New Production: Rental			171	291	568	1030

New Production: Homeownership

Anoka	Ramsey	Single-Family/Habitat for Humanity	0	1	0	
Hennepin	Bloomington	Single-Family/Habitat for Humanity	0	0	1	
Hennepin	Bloomington	Single-Family/Homes Within Reach	0	0	1	
Hennepin	Maple Grove	Single-Family/Homes Within Reach	0	1	0	
Hennepin	Richfield	Single-Family/Habitat for Humanity	0	0	2	
Hennepin	St. Louis Park	Single-Family/Homes Within Reach	0	1	0	
Washington	Bayport	Single-Family/Two Rivers	0	0	1	
Washington	Cottage Grove	Single-Family/Two Rivers	0	1	1	
Washington	Forest Lake	Single-Family/Two Rivers	0	0	1	
Washington	Oakdale	Single-Family/Two Rivers	0	0	1	
New Production: Homeownership			0	4	8	12

Suburban Metro 2020

Affordable Units with Financing Closed

30% AMI	50% AMI	60% AMI
------------	------------	------------

Preservation/Stabilization: Rental

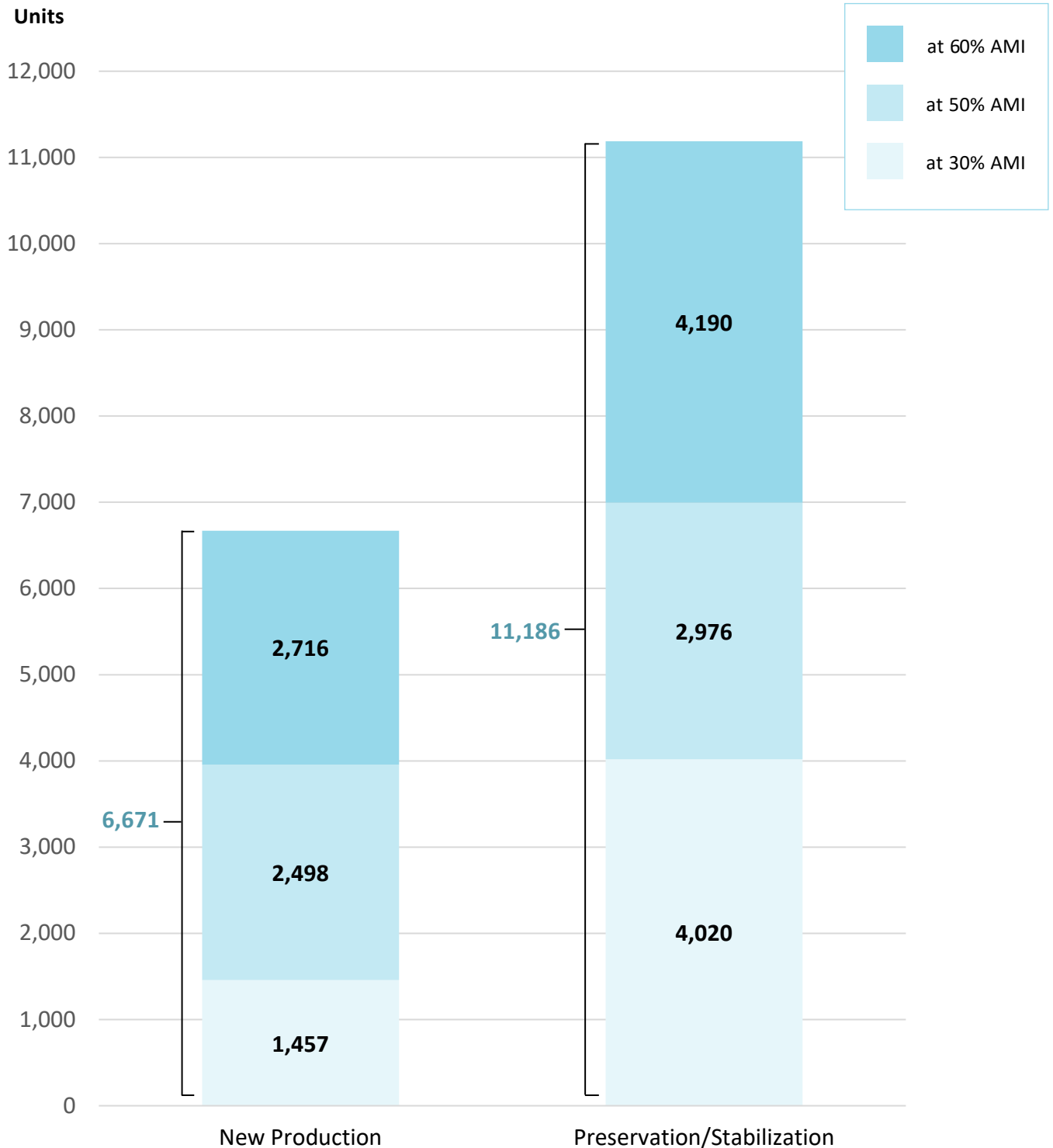
COUNTY	CITY	PROPERTY	30% AMI	50% AMI	60% AMI	
Anoka	Blaine	*Northgate Woods	75	0	0	
Dakota	Inver Grove Heights	Prairie Estates	0	25	15	
Dakota	Rosemount	Rosemount Greens (aka Rosemount Townhouses)	28	0	0	
Hennepin	Crystal	Four Seasons	0	7	0	
Hennepin	Golden Valley	Dover Hill	159	75	0	
Hennepin	Hopkins	Tower Terrace Townhomes	0	31	1	
Ramsey	Maplewood	Emma's Place	4	0	0	
Ramsey	Maplewood	Cobblestone Court	0	0	74	
Ramsey	White Bear Lake	Century Hills	0	0	54	
Scott	Belle Plaine	*Boessling Lutheran Village Apartments	0	24	0	
Scott	Prior Lake	Highwood Homes	36	0	0	
Washington	Stillwater	*Rivertown Commons	96	0	0	
Preservation/Stabilization of Existing Units: Rental			398	162	144	704
GRAND TOTAL			569	457	720	1746

Demolitions in Suburban Metro (includes affordable and market rate units)

420

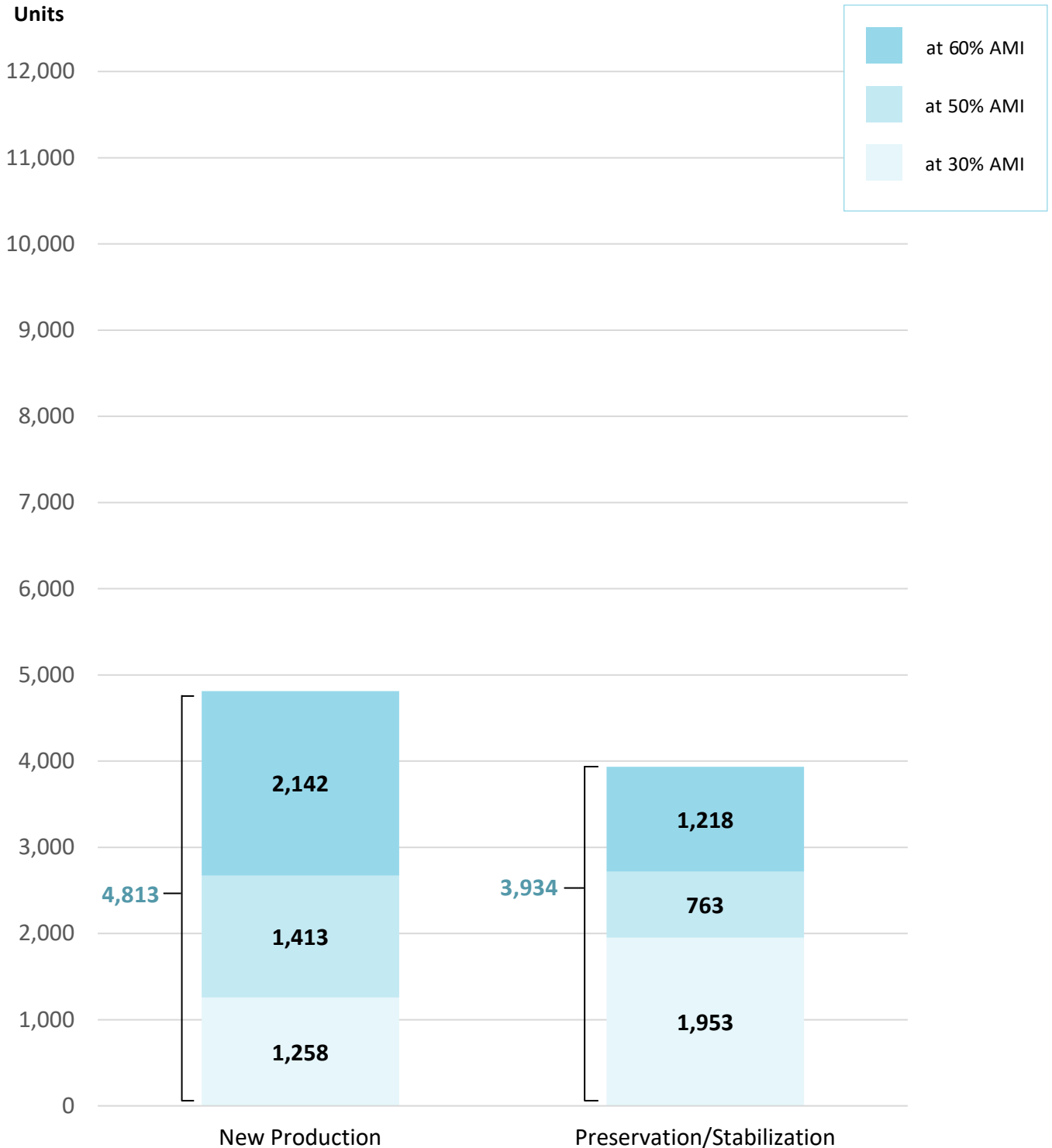
Minneapolis 2002-2020

Affordable Units with Financing Closed



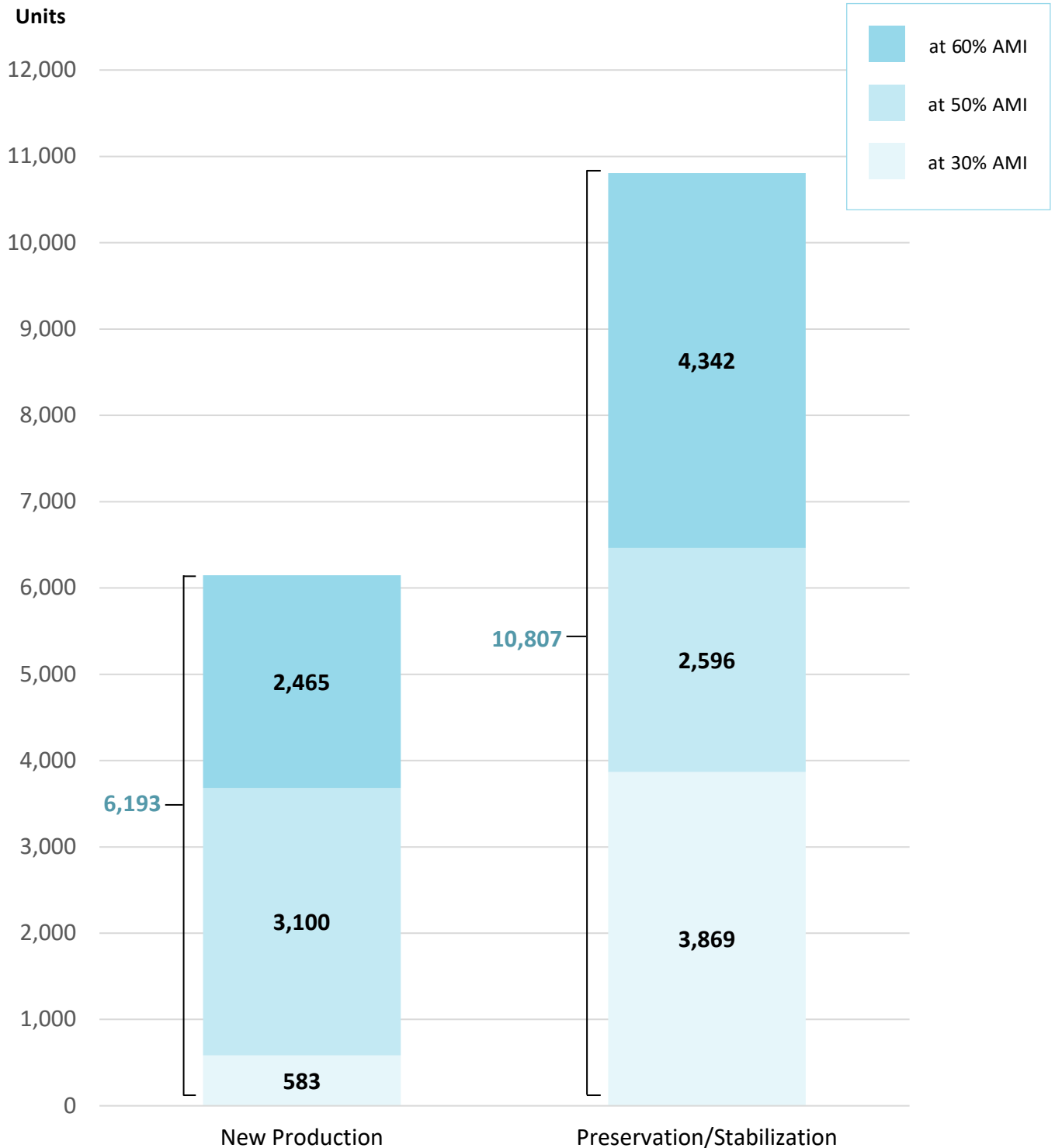
Saint Paul 2002-2020

Affordable Units with Financing Closed



Suburban Metro 2004-2020

Affordable Units with Financing Closed



2019

Housing Counts



December 2020



FAMILY HOUSING
FUND

HousingLink 

Housing Counts Data 2019

2019 saw more affordable homes funded for new development than in 2018, marking another strong year for affordable housing investment. The past three years (2017, 2018, and 2019) have seen the highest numbers of newly built and preserved homes since Housing Counts reports began in 2002. Minneapolis and suburban communities continued to invest significantly in new rental home construction, with 1,241 new homes funded for development. Meanwhile, no new housing with affordability obligations was developed in Saint Paul. Notably, the number of affordable homes preserved has increased even from 2018's strong figures. This is likely due to [4d incentive programs](#) in Minneapolis, Saint Paul, and some suburban communities. Minneapolis led the region in preservation with a total 1,047 homes preserved.

About The Housing Counts Report Series

Each year since 2002, Family Housing Fund and HousingLink jointly publish data to provide housing leaders and stakeholders with a consistent means of tracking annual affordable housing production, preservation, and loss. The data set provide an annual accounting of affordable housing projects in Minneapolis, Saint Paul, and suburban communities, offering a systemic and consistent way of measuring progress to municipal and regional affordable housing goals.

When tracking new production and preservation of affordable housing, there are several points in time when a unit could be "counted." HousingLink and Family Housing Fund have chosen to count units in the year their funding first closes. Only developments with public and/or private capital funding with affordability obligations are listed.

To compare the data to previous years, view HousingLink's [visualization of the data over time](#).

Minneapolis 2019

	Affordable Units with Financing Closed			
	30% AMI	50% AMI	60% AMI	
New Production: Rental				
907 Winter Street NE	0	0	4	
Gateway Northeast	10	16	51	
Lake Street Housing - Phase 1	9	36	66	
Mino-Bimaadiziwin	24	42	44	
Northside Artspace Lofts	10	20	70	
Penn Avenue Union (aka Commons at Penn) - Phase 2	0	10	55	
The Redwell	22	0	87	
New Production: Rental	75	124	377	576
New Production: Homeownership				
Single-Family + Accessory Dwelling Unit/CLCLT	0	0	2	
Single-Family/CLCLT	5	4	3	
Single-Family/Habitat for Humanity	0	4	3	
New Production: Homeownership	5	8	8	21
Preservation/Stabilization: Rental				
New 4D program participants (various locations)	0	0	559	
Holmes Greenway	0	0	54	
Madison Apartments	0	51	0	
Minneapolis 220	0	0	115	
Many Rivers East	0	30	10	
Nicollet Island Cooperative (aka Midriver Residences)	0	5	0	
Parkview Apartments	0	222	1	
Preservation/Stabilization of Existing Units: Rental	0	308	739	1047
GRAND TOTAL	80	440	1124	1644

Demolitions in Minneapolis (includes affordable and market rate units)

215

Saint Paul 2019

Affordable Units with Financing Closed

30% AMI	50% AMI	60% AMI	
------------	------------	------------	--

New Production: Rental				
New Production: Rental	0	0	0	0
New Production: Homeownership				
Single-Family/Habitat for Humanity	0	1	4	
Twin-Home/Habitat for Humanity	0	0	2	
New Production: Homeownership	0	1	6	7
Preservation/Stabilization: Rental				
New 4D program participants	0	180	231	
Community Plaza (aka Galway Place)	40	0	0	
Preservation/Stabilization of Existing Units: Rental	40	180	231	451
GRAND TOTAL	40	181	237	458

Demolitions in Saint Paul (includes affordable and market rate units)

12

Suburban Metro 2019

* Senior housing

Affordable Units with Financing Closed

30% AMI	50% AMI	60% AMI
------------	------------	------------

New Production: Rental

COUNTY	CITY	PROPERTY				
Anoka	Coon Rapids	Spring Grove Apartments	0	0	168	
Carver	Waconia	Vista Ridge	0	17	17	
Dakota	Inver Grove Heights	Cahill Place Apartments	4	0	36	
Dakota	Rosemount	Wexford Place	0	8	41	
Dakota	West St. Paul	*The Winslow	0	25	147	
Hennepin	Bloomington	108 Place Apartments	0	0	42	
Hennepin	Bloomington	*Hayden Grove (aka Portland Commons)	0	34	0	
Hennepin	Bloomington	The District Apartments	0	50	0	
Hennepin	Bloomington	The Fenley	0	0	0	
Hennepin	Edina	Minneapolis 2020	0	0	16	
Ramsey	Mounds View	The Boulevard	0	4	56	

New Production: Rental

4	138	523	665
----------	------------	------------	------------

New Production: Homeownership

Anoka	Ramsey	Single-Family/Habitat for Humanity	0	1	0	
Dakota	West St. Paul	Single-Family/Habitat for Humanity	0	0	1	
Hennepin	Brooklyn Center	Single-Family/Habitat for Humanity	0	0	1	
Hennepin	Brooklyn Park	Single-Family/Habitat for Humanity	0	0	2	
Hennepin	Bloomington	Single-Family/Homes Within Reach	0	0	1	
Hennepin	Golden Valley	Single-Family/Homes Within Reach	0	0	1	
Hennepin	Maple Grove	Single-Family/Homes Within Reach	0	1	0	
Hennepin	Minnetonka	Single-Family/Homes Within Reach	0	0	1	
Hennepin	Richfield	Single-Family/Homes Within Reach	0	0	1	
Washington	Cottage Grove	Single-Family/Habitat for Humanity	0	0	1	
Washington	Hugo	Single-Family/Habitat for Humanity	0	0	1	
Washington	Oakdale	Twin-Home/Two Rivers	0	1	0	

New Production: Homeownership

0	3	10	13
----------	----------	-----------	-----------

Suburban Metro 2019

Affordable Units with Financing Closed

30% AMI	50% AMI	60% AMI
------------	------------	------------

Preservation/Stabilization: Rental

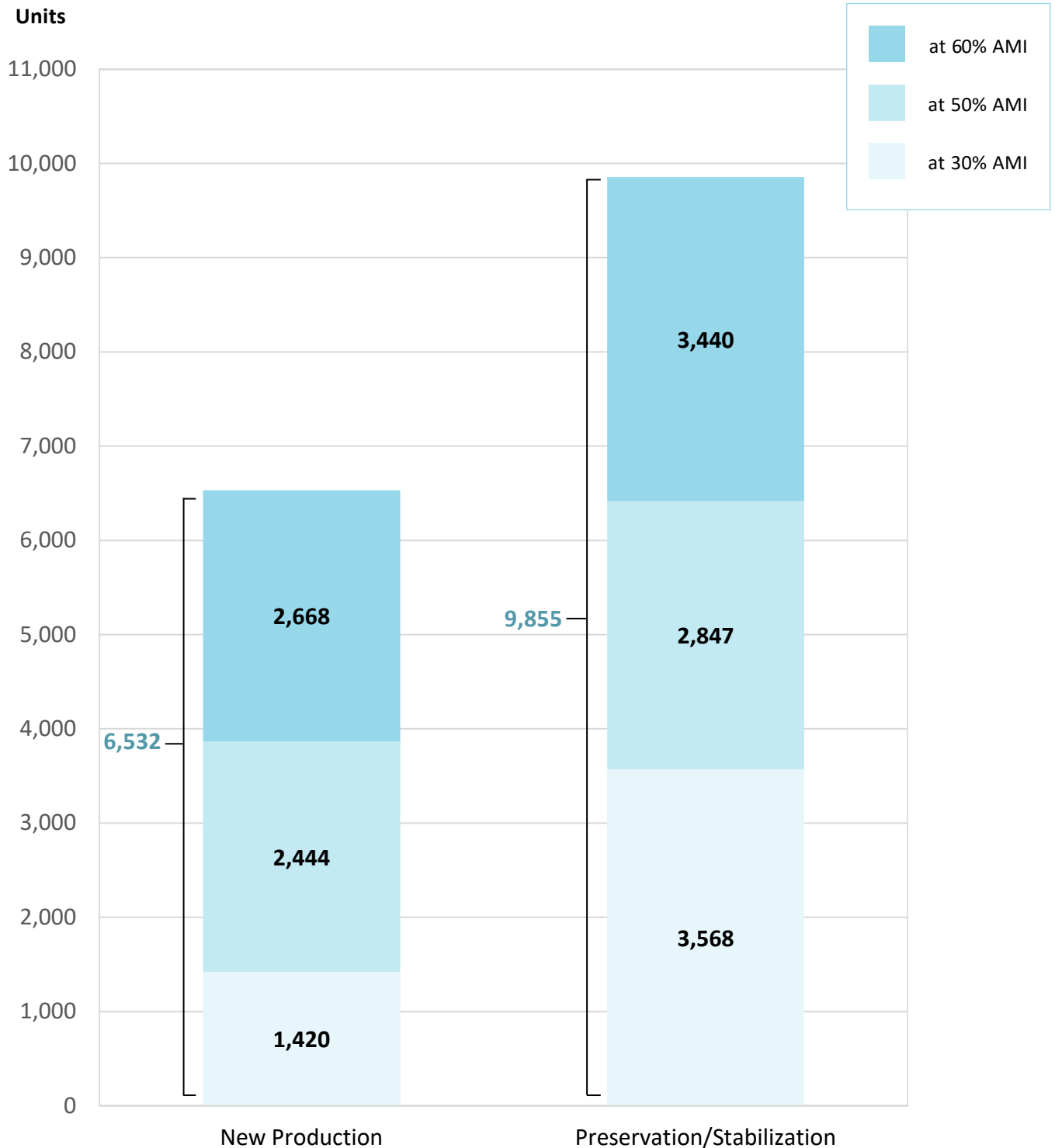
COUNTY	CITY	PROPERTY				
Dakota	Hastings	Guardian Angels	6	27	0	
Hennepin	Bloomington	Village Club	0	0	184	
Hennepin	Brooklyn Park	Amorce I	0	85	85	
Scott	Shakopee	Boulder Ridge Townhomes	0	0	30	
Preservation/Stabilization of Existing Units: Rental			6	112	299	417
GRAND TOTAL			10	253	832	1095

Demolitions in Suburban Metro (includes affordable and market rate units)

710

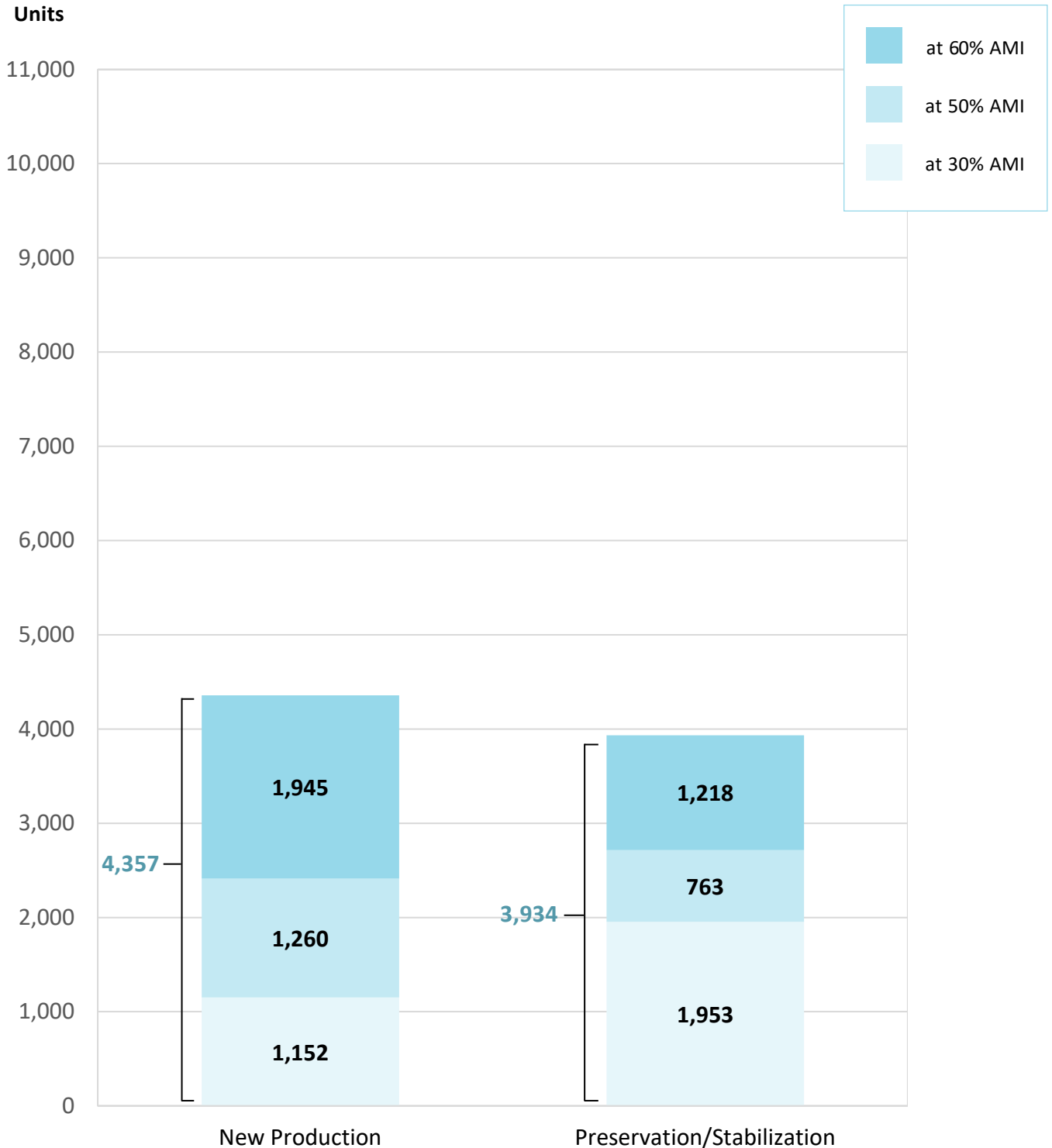
Minneapolis 2002-2019

Affordable Units with Financing Closed



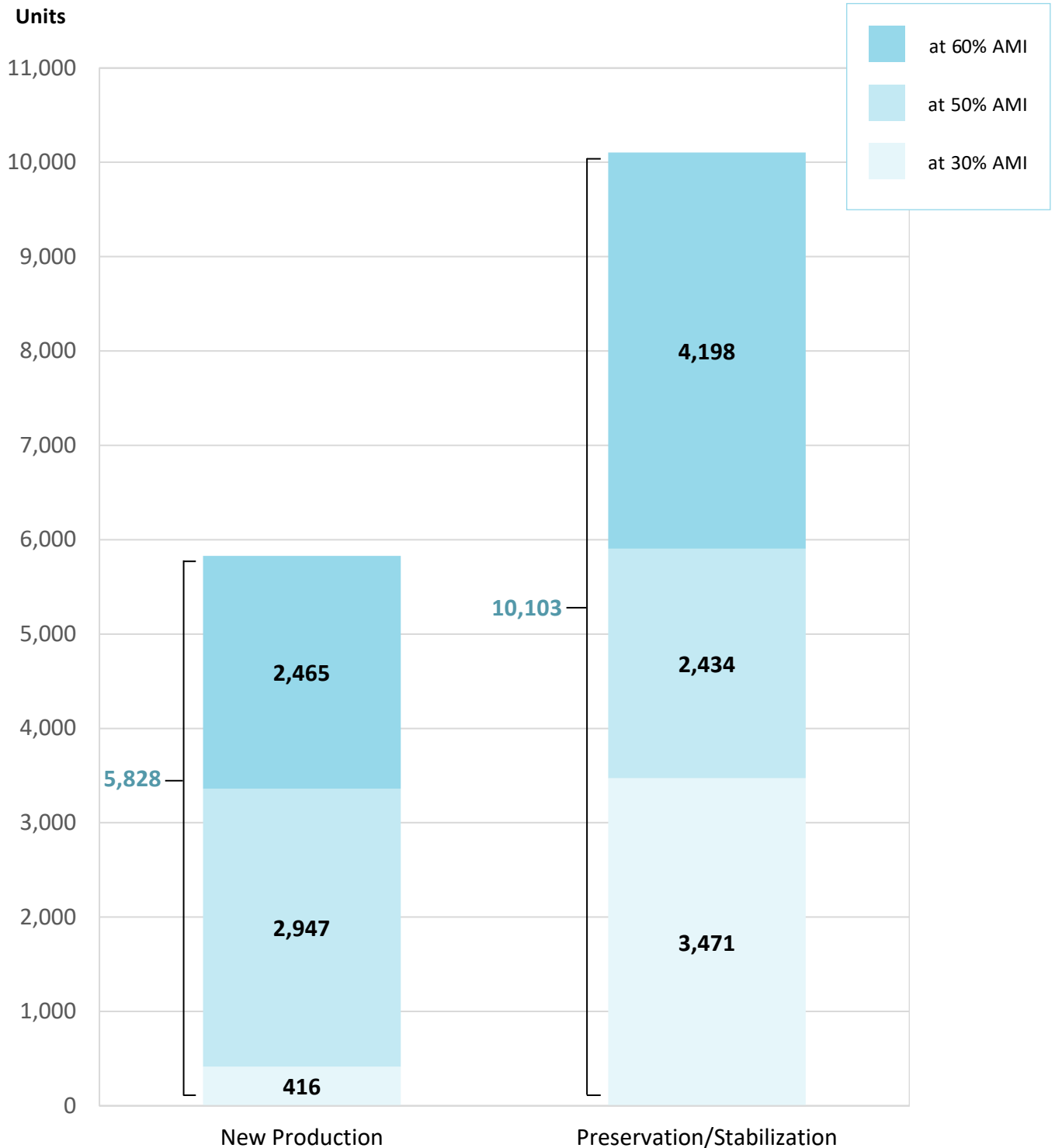
Saint Paul 2002-2019

Affordable Units with Financing Closed



Suburban Metro 2004-2019

Affordable Units with Financing Closed



2018 *Housing Counts*



October 2019

Housing Counts Data 2018

2018 marked a strong year for affordable housing investment, with a total of 2,981 homes funded for new development or preservation across the region. While affordable rental production fell short of peak in 2017, last year was still the second-highest producing year since metro-wide Housing Counts reporting began in 2004. The City of Minneapolis and suburban communities experienced strong investment in both new rental home construction (1,323 units) and rental home preservation (1,630), both of which have increased steadily over time since the 2008 recession.

Suburban communities led in both rental preservation (858 units) and new rental production (710 units), while Minneapolis led in the development of new homeownership opportunities, creating 16 new affordable homes for buyers. Investment in preservation increased compared to 2017, due in part to the pilot launch of the City of Minneapolis' [4D Affordable Housing Incentive Program](#).

About The Housing Counts Report Series

Each year, Family Housing Fund and HousingLink jointly publish data to provide housing leaders and stakeholders with a consistent means of tracking annual affordable housing production, preservation, and loss. The data set provides an annual accounting of affordable housing projects in Minneapolis, Saint Paul, and suburban communities.

Some jurisdictions in the Twin Cities region have set numeric goals for the production and preservation of affordable housing, but before 2002, there was no systemic and consistent way of measuring progress and no historical record of results. To fill that gap, Family Housing Fund and HousingLink committed to compiling this data every year.

When tracking new production and preservation of affordable housing, there are several points in time when a unit could be “counted.” HousingLink and Family Housing Fund have chosen to count units in the year their funding first closes. Only developments with public and/or private capital funding with affordability obligations are listed.

To compare to previous years, view HousingLink's [visualization of the data over time](#).

Minneapolis 2018

* Senior housing

Affordable Units with Financing Closed

30% AMI | 50% AMI | 60% AMI

	30% AMI	50% AMI	60% AMI	
New Production: Rental				
East Town Apartments			169	
Great River Landing	54	18		
Green on Fourth Apartments (aka Boeser Site, Prospect North Gardens)		49	17	
Hook & Ladder Apartments	10		108	
* Minnehaha Commons		44		
Minnehaha Townhomes (aka 54th & Riverview Rd Dev Site)	16			
New Vision LLC (aka Indian Neighborhood Club Expansion)		10	9	
New Production: Rental	80	121	303	504
New Production: Homeownership				
Single Family/CLCLT	7	6	3	
New Production: Homeownership	7	6	3	16
Preservation/Stabilization: Rental				
17XX 3rd Avenue South			12	
19XX Colfax Avenue South			12	
19XX Vincent Avenue North			13	
24XX Golden Valley Road			11	
27XX Grand Avenue South			12	
27XX Humboldt Avenue South			11	
29XX 18th Avenue South			12	
620 Cedar Avenue Modernization	116			
Albright Townhomes (aka Findley Place)	89			
Dundry Hope Block Stabilization Phase II (aka Dundry House and Hope III)	7	5		
Folwell Park Apartments			31	
France & Ewing Ave South			25	
The Louis Apartments (aka Aeon Prospect Park)	16	29	18	
Riverside Homes			191	
St. Anthony Apartments			68	
Preservation/Stabilization of Existing Units: Rental	228	34	416	678
GRAND TOTAL	315	161	722	1198

Demolitions in Minneapolis (includes affordable and market rate units)

148

Saint Paul 2018

* Senior housing

Affordable Units with Financing Closed

30% AMI	50% AMI	60% AMI
---------	---------	---------

	30% AMI	50% AMI	60% AMI	
New Production: Rental				
Rice Street Flats		16	27	
Technology Park Apartments			66	
New Production: Rental		16	93	109
New Production: Homeownership				
Single Family/Habitat for Humanity		1		
New Production: Homeownership		1		1
Preservation/Stabilization: Rental				
Como By The Lake		57	37	
Preservation/Stabilization of Existing Units: Rental		57	37	94
GRAND TOTAL	0	74	130	204

Demolitions in Saint Paul (includes affordable and market rate units)	77
--	-----------

Suburban Metro 2018

* Senior housing

Affordable Units with Financing Closed

30% AMI	50% AMI	60% AMI
---------	---------	---------

New Production: Rental

COUNTY	CITY	PROPERTY	30% AMI	50% AMI	60% AMI	Total
Dakota	Rosemount	Prestwick Place Townhomes		25	15	
Hennepin	Eden Prairie	Elevate		45		
Hennepin	Maple Grove	Bottineau Ridge Phase II	14	36		
Hennepin	Minnetonka	*Dominium Apartments			482	
Hennepin	Minnetonka	Marsh Run		35		
Ramsey	Roseville	Edison Apartments	4	1	53	
New Production: Rental			18	142	550	710

New Production: Homeownership

Anoka	Blaine	Single Family/Habitat for Humanity		1		
Hennepin	Bloomington	Single Family/Homes Within Reach			1	
Hennepin	Eden Prairie	Single Family/Homes Within Reach		1		
Hennepin	Edina	Single Family/Homes Within Reach		2		
Hennepin	Maple Grove	Single Family/Homes Within Reach			1	
Hennepin	Minnetonka	Single Family/Homes Within Reach			1	
Hennepin	Plymouth	Single Family/Habitat for Humanity		1		
Hennepin	Richfield	Single Family/Homes Within Reach		1		
Scott	Shakopee	Single Family/Habitat for Humanity		1		
Washington	Cottage Grove	Single Family/Two Rivers			1	
New Production: Homeownership			0	7	4	11

Suburban Metro 2018

* Senior housing

Affordable Units with Financing Closed

30% AMI	50% AMI	60% AMI
---------	---------	---------

Preservation/Stabilization: Rental

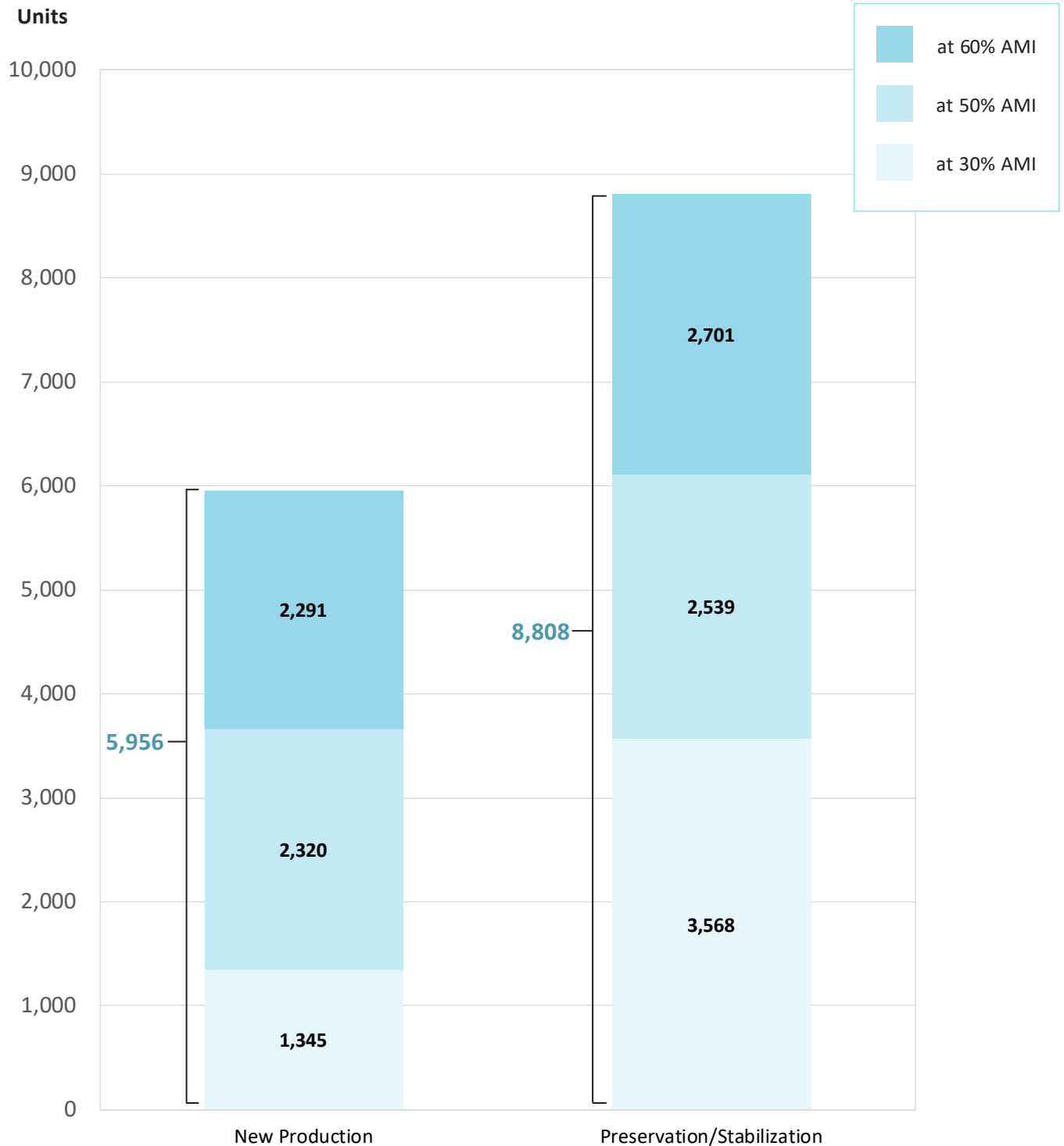
COUNTY	CITY	PROPERTY	30% AMI	50% AMI	60% AMI	
Anoka	Blaine	North Pointe Townhomes			15	
Anoka	Coon Rapids	Northstar Ridge			56	
Anoka	Coon Rapids	Riverdale Station	7	48		
Dakota	West Saint Paul	Westview Park Apartments (Oakdale)		9		
Hennepin	Brooklyn Center	Carrington Drive			128	
Hennepin	Maple Grove	Maple Lakes Townhomes (fka Weaver Lake TH)			35	
Hennepin	Plymouth	Vicksburg Commons	8	42		
Ramsey	Little Canada	Provinces/AEON			118	
Ramsey	Maplewood	Maplewood Gardens Apartments			29	
Ramsey	North Saint Paul	Cedarview Commons			204	
Washington	Forest Lake	Headwaters Landing	16	29		
Washington	Oak Park Heights	Green Twig Villas II		15	57	
Washington	Woodbury	The Glen at Valley Creek	5	37		
Preservation/Stabilization of Existing Units: Rental			36	180	642	858
GRAND TOTAL			54	329	1196	1579

Demolitions in Suburban Metro (includes affordable and market rate units)

488

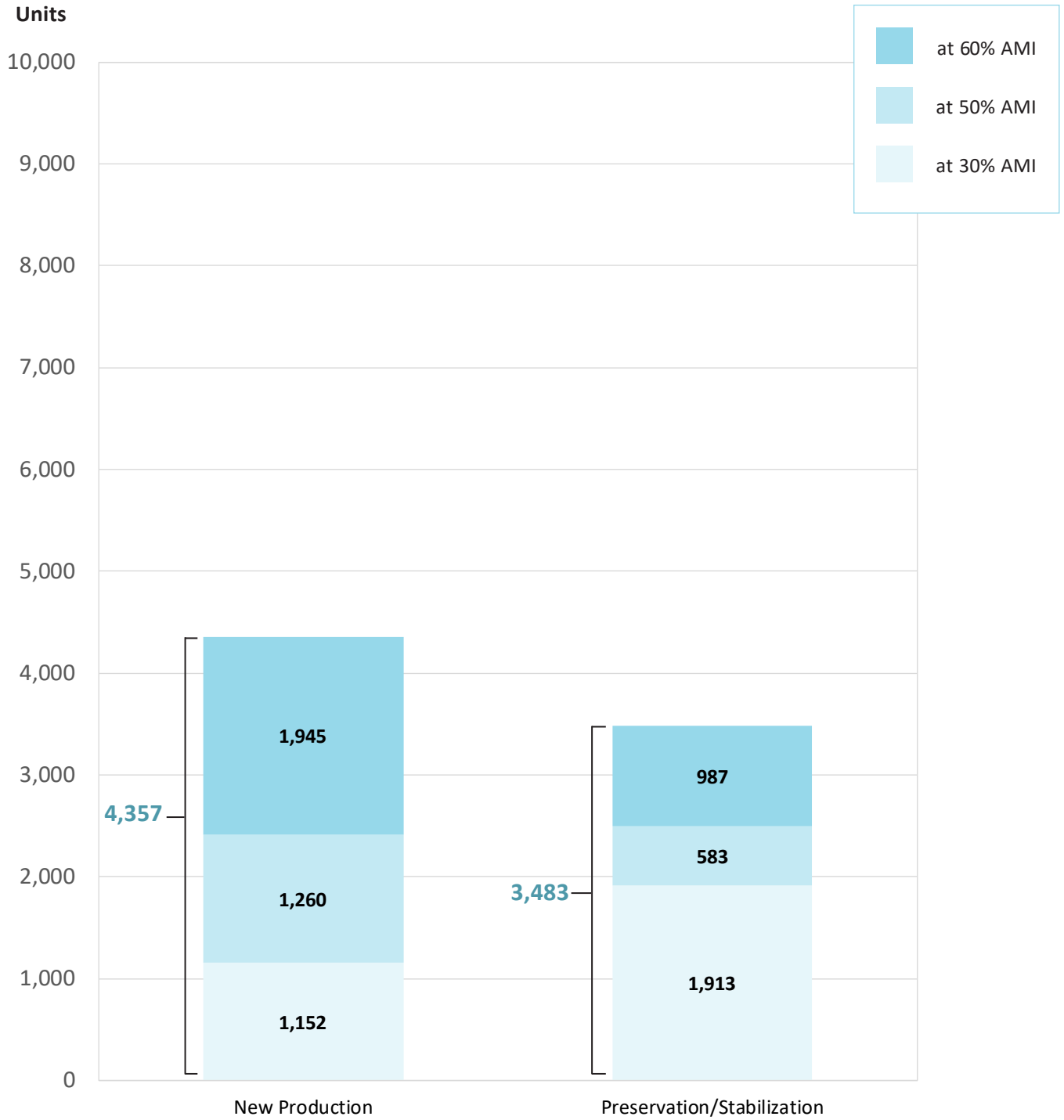
Minneapolis 2002-2018

Affordable Units with Financing Closed



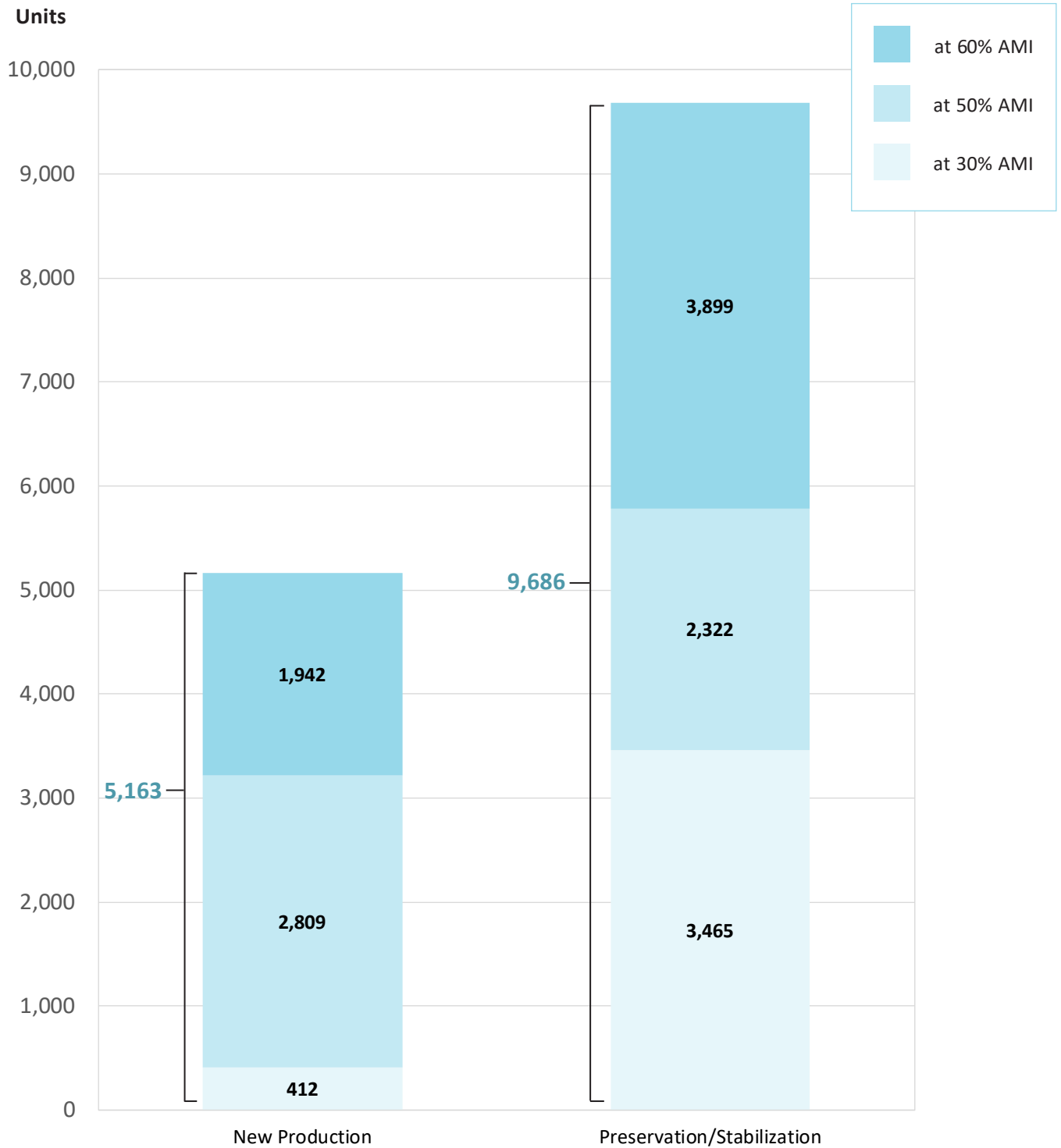
Saint Paul 2002-2018

Affordable Units with Financing Closed



Suburban Metro 2004-2018

Affordable Units with Financing Closed



2017
HOUSING COUNTS



October 2018



FAMILY HOUSING
FUND

HousingLink 

MINNEAPOLIS 2017**Affordable Units
with Financing Closed**

30% AMI	50% AMI	60% AMI
------------	------------	------------

New Production: Rental

1500 Nicollet

37 146

Augsburg Apts Karinplas

16

New Production: Rental

0 37 162 199

New Production: Homeownership

Single Family/CLCLT

6 4 5

Single Family/Habitat for Humanity

3

New Production: Homeownership

6 7 5 18

Preservation /Stabilization: Rental

Canadian Terrace

19

*Ebenezer Park Apartments

200

Midtown Exchange (Sears) - Rental

62 116

Portland Village

22 4

PPL Foreclosure Redirection

4

*Saint Annes Senior Housing

4 21 35

Preservation/Stabilization of Existing Units: Rental

45 291 151 487

GRAND TOTAL

51 335 318 704

Demolitions in Minneapolis (includes affordable and market rate units)**257**

* Senior housing

SAINT PAUL 2017

Affordable Units
with Financing Closed

30% AMI	50% AMI	60% AMI
------------	------------	------------

New Production: Rental

	30% AMI	50% AMI	60% AMI	
1500 Thomas			51	
72 Cesar Chavez	4		36	
Dorothy Day Phase I	193			
Dorothy Day Phase II (Residence)	92	85		
East Side Apartments (formerly Wilson Ridge Apartments)		23	91	
Euclid View Flats			12	
Larpenteur Villas			82	
McDonough Public Housing Six Plexes	12			
Pioneer Press Building			143	
Selby/Victoria	25	8		
Union Flats			217	
New Production: Rental	326	116	632	1074
New Production: Homeownership				
Single Family/Habitat for Humanity		5		
New Production: Homeownership		5		5
Preservation/Stabilization: Rental				
Families First Model Cities SHRP		20		
Hanover Townhomes	90			
University Dale Apartments	10	10	60	
Preservation/Stabilization of Existing Units: Rental	100	30	60	190
GRAND TOTAL	426	151	692	1269

Demolitions in Saint Paul (includes affordable and market rate units)

55

SUBURBAN METRO 2017

Affordable Units
with Financing Closed

30% AMI	50% AMI	60% AMI
------------	------------	------------

New Production: Rental

COUNTY	CITY	PROPERTY				
Carver	Chaska	Creek's Run Townhomes - Phase II	4	32		
Scott	Prior Lake	Pike Lake Marsh	4		64	
*Washington	Woodbury	Legends of Woodbury		11	205	

New Production: Rental

8	43	269	320
----------	-----------	------------	------------

New Production: Homeownership

Anoka	Blaine	Single Family/Habitat for Humanity (Woodland Village)		4		
Hennepin	Bloomington	Single Family/Habitat for Humanity		1		
Hennepin	Bloomington	Single Family/Homes Within Reach		1		
Hennepin	Eden Prairie	Single Family/Homes Within Reach			1	
Hennepin	Minnetonka	Single Family/Homes within Reach		1	1	
Scott	Prior Lake	Single Family/Habitat for Humanity		1		
Washington	Cottage Grove	Single Family/Two Rivers		2		

New Production: Homeownership

0	10	2	12
----------	-----------	----------	-----------

* Senior housing

SUBURBAN METRO 2017

Affordable Units
with Financing Closed

30% AMI	50% AMI	60% AMI
------------	------------	------------

Preservation/Stabilization: Rental

COUNTY	CITY	PROPERTY				
*Anoka	Anoka	Bridge Square Apartments	101			
Dakota	Apple Valley	McKay Manor				16
Dakota	Apple Valley	Whitney Grove Townhomes (fka Oaks of Apple Valley Townhomes)	56			
Dakota	Burnsville	Aldrich Duplex (SCDCAP)		2		
Dakota	Hastings	Pleasant Drive		8		
Hennepin	Bloomington	Aeon Towers 1 - Cedar Gate				48
Hennepin	Bloomington	Aeon Towers 1 - Cedar Glen				64
Hennepin	Bloomington	Aeon Towers 1 - Metropolitan Towers				108
Hennepin	Bloomington	Aeon Towers 2 - Masada Manor				48
Hennepin	Bloomington	Aeon Towers 2 - Nicollet Court				86
Hennepin	Bloomington	Aeon Towers 2 - The Arbors				55
Hennepin	Brooklyn Center	Aeon Towers 2 - Lynwood Pointe				50
Hennepin	Eden Prairie	Prairie Meadow Aka Windslope Apts	254			
Hennepin	New Hope	Aeon Towers 1 - Bass Lake Crossing				140
Hennepin	New Hope	Aeon Towers 1 - Kings Manor				87
Hennepin	Richfield	Seasons Park				422
Hennepin	Robbinsdale	Amorce II	5	81		
*Hennepin	Saint Louis Park	Menorah Plaza	151			
*Hennepin	Saint Louis Park	Menorah West Apartments	45			
Ramsey	Roseville	Aeon Towers 1 - Larpenteur Villa				82
Preservation/Stabilization of Existing Units: Rental			612	91	1206	1909
GRAND TOTAL			620	144	1477	2241

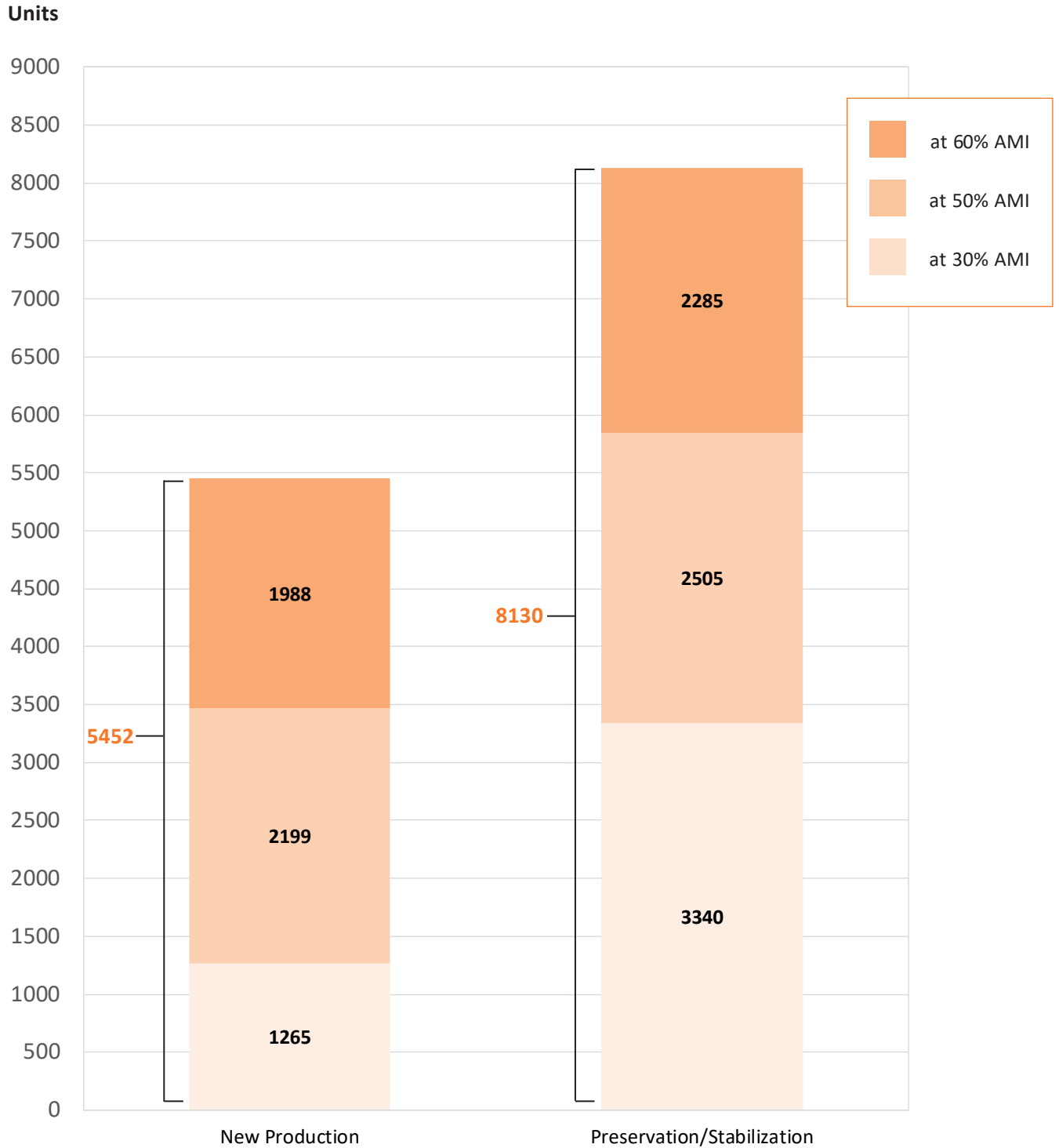
Demolitions in Suburban Metro (includes affordable and market rate units)

822

* Senior housing

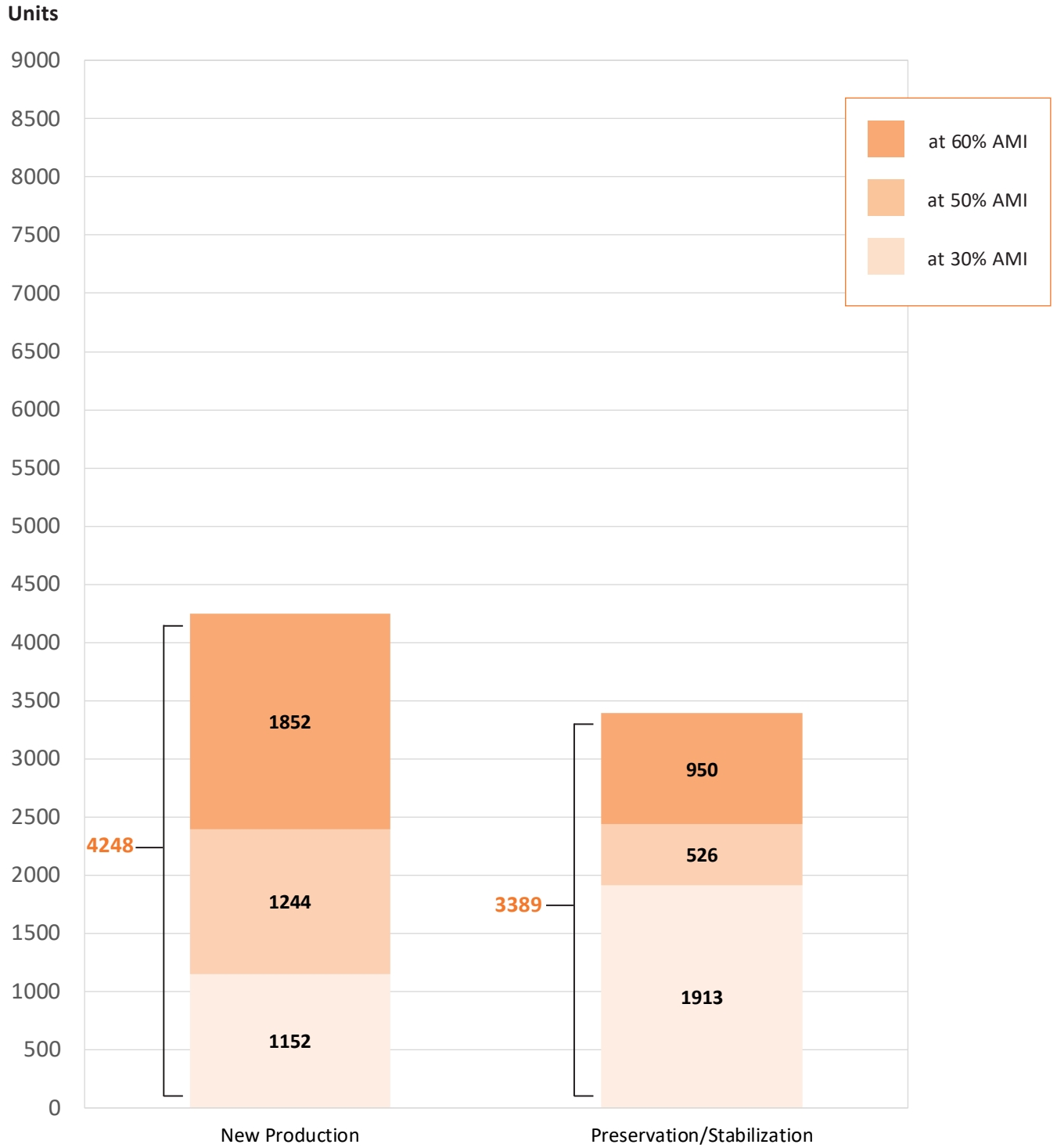
MINNEAPOLIS 2002–2017

Affordable Units with Financing Closed



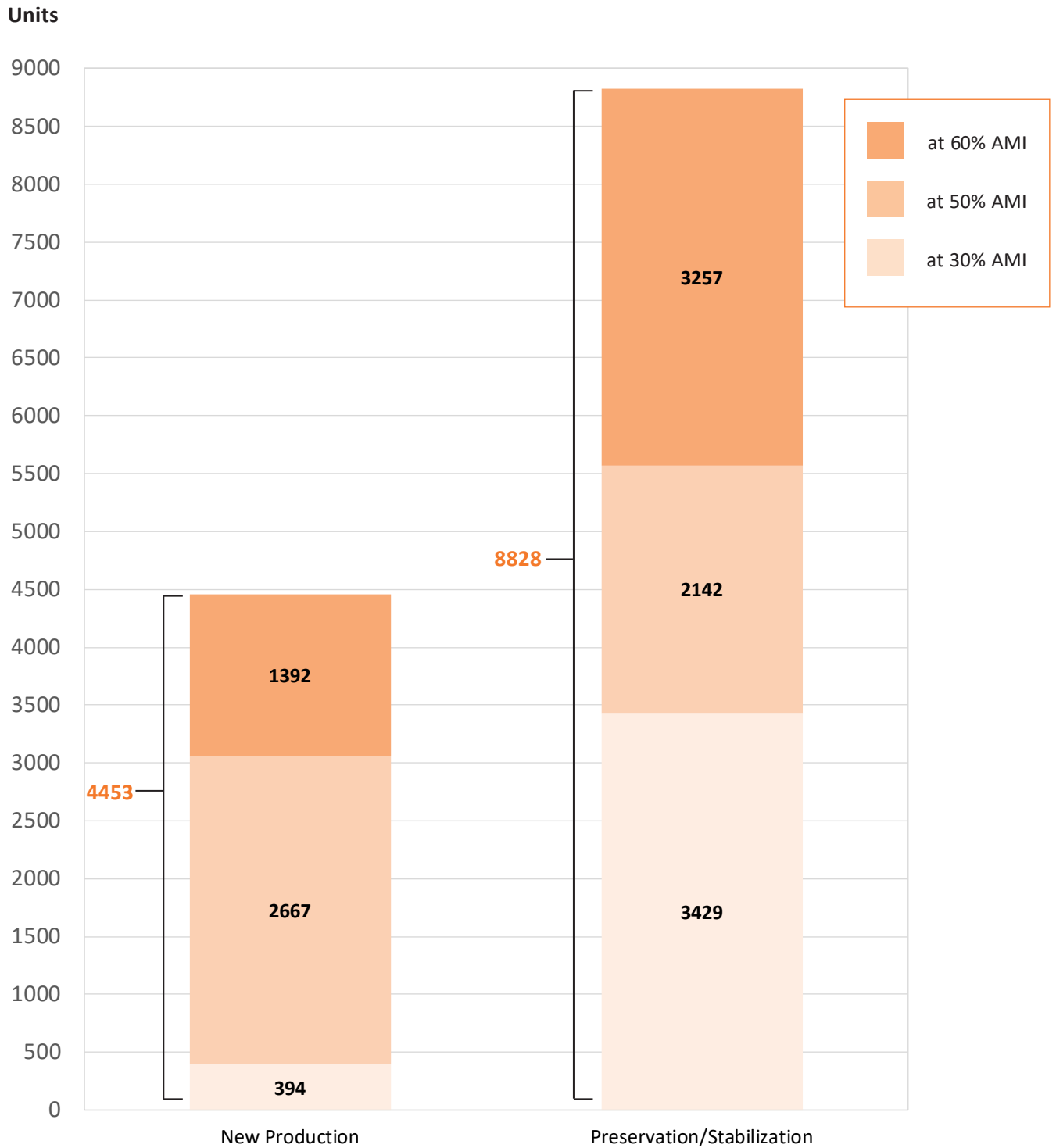
SAINT PAUL 2002–2017

Affordable Units with Financing Closed



SUBURBAN METRO 2004–2017

Affordable Units with Financing Closed



2016 HOUSING COUNTS



January 2018

MINNEAPOLIS 2016

Affordable Units
with Financing Closed

30% AMI	50% AMI	60% AMI
------------	------------	------------

New Production: Rental

Hawthorne EcoVillage Apts	4	71		
Marshall Flats (aka Clare Lowry).....	7	29		
Millwork Lofts			78	
New Production: Rental	11	100	78	189

New Production: Homeownership

Condo/CLCLT.....	1			
Duplex/CLCLT.....	2		2	
Single Family/CLCLT.....		5	8	
Single Family/Habitat for Humanity.....	1	4		
Single Family/Homes Within Reach			1	
Townhome/CLCLT		1		
New Production: Homeownership	4	10	11	25

Preservation/Stabilization: Rental

Opportunity Housing Partnership.....	59	57		
Plymouth Stevens House	11	81	115	
PRG I.....	9	14	19	
PRG Portfolio II		25	24	
Seward Towers		127	503	
Preservation/Stabilization of Existing Units: Rental.....	79	304	661	1044
GRAND TOTAL.....	94	414	750	1258

Demolitions in Minneapolis (includes affordable and market rate units)	136
---	------------

SAINT PAUL 2016

Affordable Units with Financing Closed

30% AMI	50% AMI	60% AMI
------------	------------	------------

New Production: Rental

Brownstone.....

New Production: Rental

New Production: Homeownership

Single Family/Habitat for Humanity.....

New Production: Homeownership.....

Preservation/Stabilization: Rental

Community Plaza.....

*Rockwood Place Apartments

Preservation/Stabilization of Existing Units: Rental.....

GRAND TOTAL

	30% AMI	50% AMI	60% AMI	
Brownstone.....			35	
New Production: Rental	0	0	35	35
New Production: Homeownership				
Single Family/Habitat for Humanity.....	5	4	1	
New Production: Homeownership	5	4	1	10
Preservation/Stabilization: Rental				
Community Plaza.....		40		
*Rockwood Place Apartments	109			
Preservation/Stabilization of Existing Units: Rental	109	40	0	149
GRAND TOTAL	114	44	36	194

Demolitions in Saint Paul (includes affordable and market rate units)

32

* Senior housing

SUBURBAN METRO 2016

Affordable Units
with Financing Closed

30% AMI	50% AMI	60% AMI
------------	------------	------------

New Production: Rental

COUNTY	CITY	PROPERTY	30% AMI	50% AMI	60% AMI	
Anoka	Ramsey	Sunwood Village	4	43		
Carver	Chaska	Creek's Run Townhomes - Phase II.....		36		
Dakota	Hastings	Artspace Hastings Lofts.....	13	15	9	
Dakota	Lakeville	Lakeville Pointe			49	
Hennepin	Dayton	Balsam Apartments.....		49		
Hennepin	Edina	66 West.....	39			
Hennepin	Hopkins	Oxford Village	6	44		
Hennepin	Plymouth	Axis.....			16	
*Washington	Cottage Grove	Legends of Cottage Grove			184	
Washington	Newport	Red Rock Square			42	
*Washington	Oak Park Heights	Green Twig Villas			62	
New Production: Rental			62	187	362	611

New Production: Homeownership

Anoka	Blaine	Single Family/Habitat for Humanity (Woodland Village) .	3			
Anoka	Columbia Heights	Single Family/Habitat for Humanity		1		
Anoka	Columbia Heights	Single Family/Habitat for Humanity		1		
Carver	Chaska	Single Family/Habitat for Humanity (Cloverfield)	1			
Carver	Waconia	Townhome/Carver CLT		2	1	
Dakota	South Saint Paul	Single Family/Habitat for Humanity	1			
Dakota	West Saint Paul	Single Family/Habitat for Humanity	1			
Hennepin	Edina	Single Family/Homes Within Reach			1	
Hennepin	Hopkins	Single Family/Habitat for Humanity		2		
Hennepin	Maple Grove	Single Family/Habitat for Humanity		1		
Hennepin	Richfield	Single Family/Homes within Reach			1	
Hennepin	Richfield	Single Family/Habitat for Humanity		1	1	
Hennepin	Robbinsdale	Single Family/Habitat for Humanity	1			
Ramsey	White Bear Lake	Single Family/Habitat for Humanity		1		
Scott	Shakopee	Single Family/Habitat for Humanity (Thomas Park)....	1			
Washington	Cottage Grove	Townhome/Habitat for Humanity	1			
Washington	Cottage Grove	Townhome/Habitat for Humanity (Mississippi Dunes) ..	3			
Washington	Hugo	Townhome/Habitat for Humanity (Generation Acres)...	4	4		
Washington	Woodbury	Townhome/Habitat for Humanity (Bailey's Arbor)		1		
Production: Homeownership			16	14	4	34

* Senior housing

SUBURBAN METRO 2016

Preservation/Stabilization: Rental

Affordable Units
with Financing Closed

30% AMI	50% AMI	60% AMI
------------	------------	------------

COUNTY	CITY	PROPERTY	30% AMI	50% AMI	60% AMI	
Anoka	Saint Francis	Abbey Field Townhouses	42			
Dakota	Burnsville	Leah's Apartments		17		
Dakota	Rosemount	Rosemount Plaza	39			
Hennepin	Brooklyn Park	Park Haven		123		
Hennepin	Edina	Crossroads of Edina			26	
*Hennepin	Hopkins	Hopkins Village.....	64			
Hennepin	Maple Grove	Hickory Ridge Townhomes	4	28		
Hennepin	Mound	Balsam Hill Apartments & Townhomes (aka Indian Knoll Manor) 59			7	
Hennepin	Richfield	Lynwood Commons		61		
*Hennepin	Richfield	Robert Will Community Housing			11	
Hennepin	Saint Louis Park	Cip Scattered Site 2012.....	17			
Ramsey	Maplewood	Golden Star (Goldent Sun).....			109	
Ramsey	Shoreview	The Meadowlands (aka Crossroads of Shoreview)			17	
Washington	Oakdale	Century North			177	
Preservation/Stabilization of Existing Units: Rental.....			225	229	347	801
GRAND TOTAL			303	430	713	1446

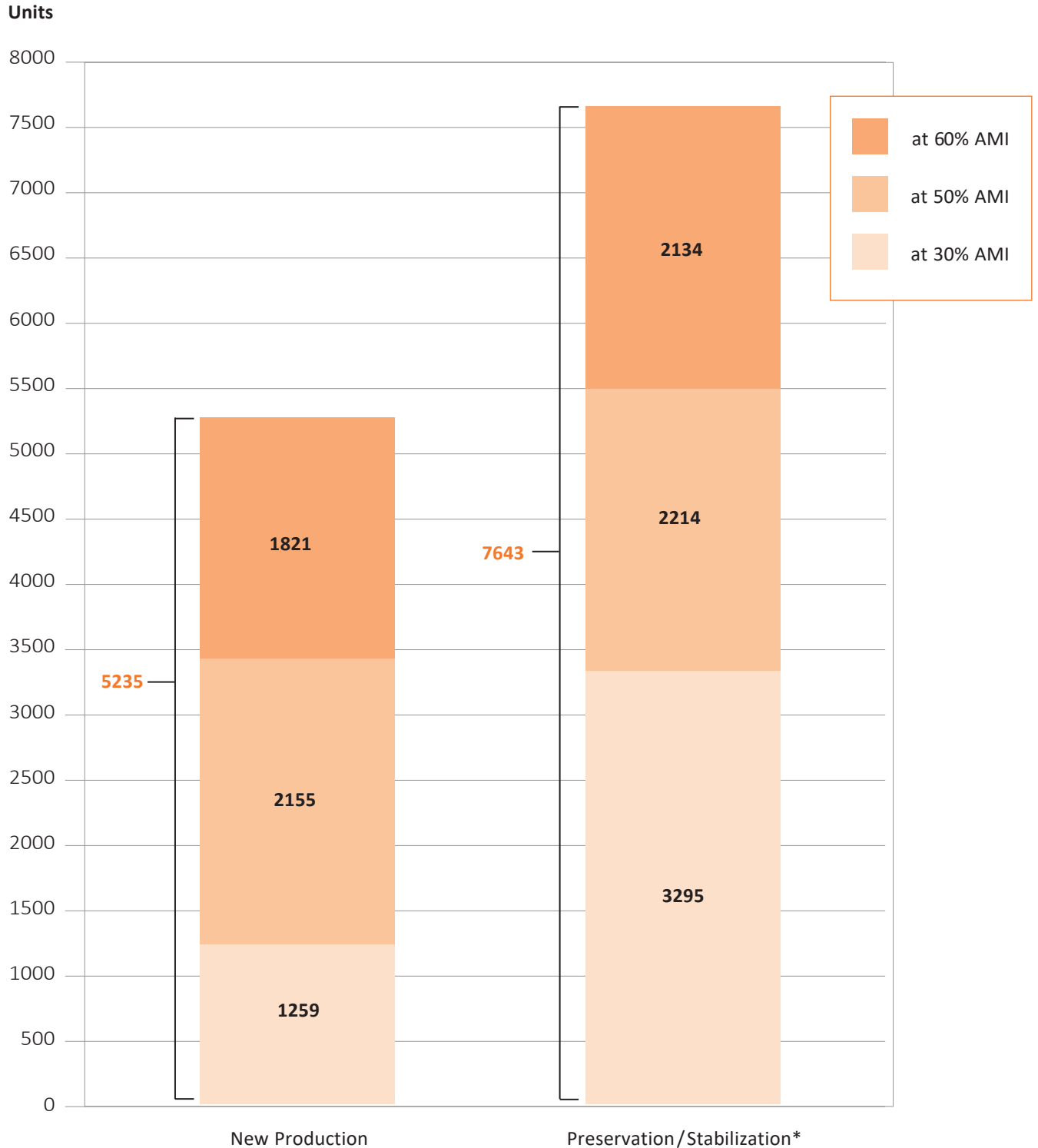
Demolitions in the Suburban Metro (includes affordable and market rate units)

512

* Senior housing

MINNEAPOLIS 2002–2016

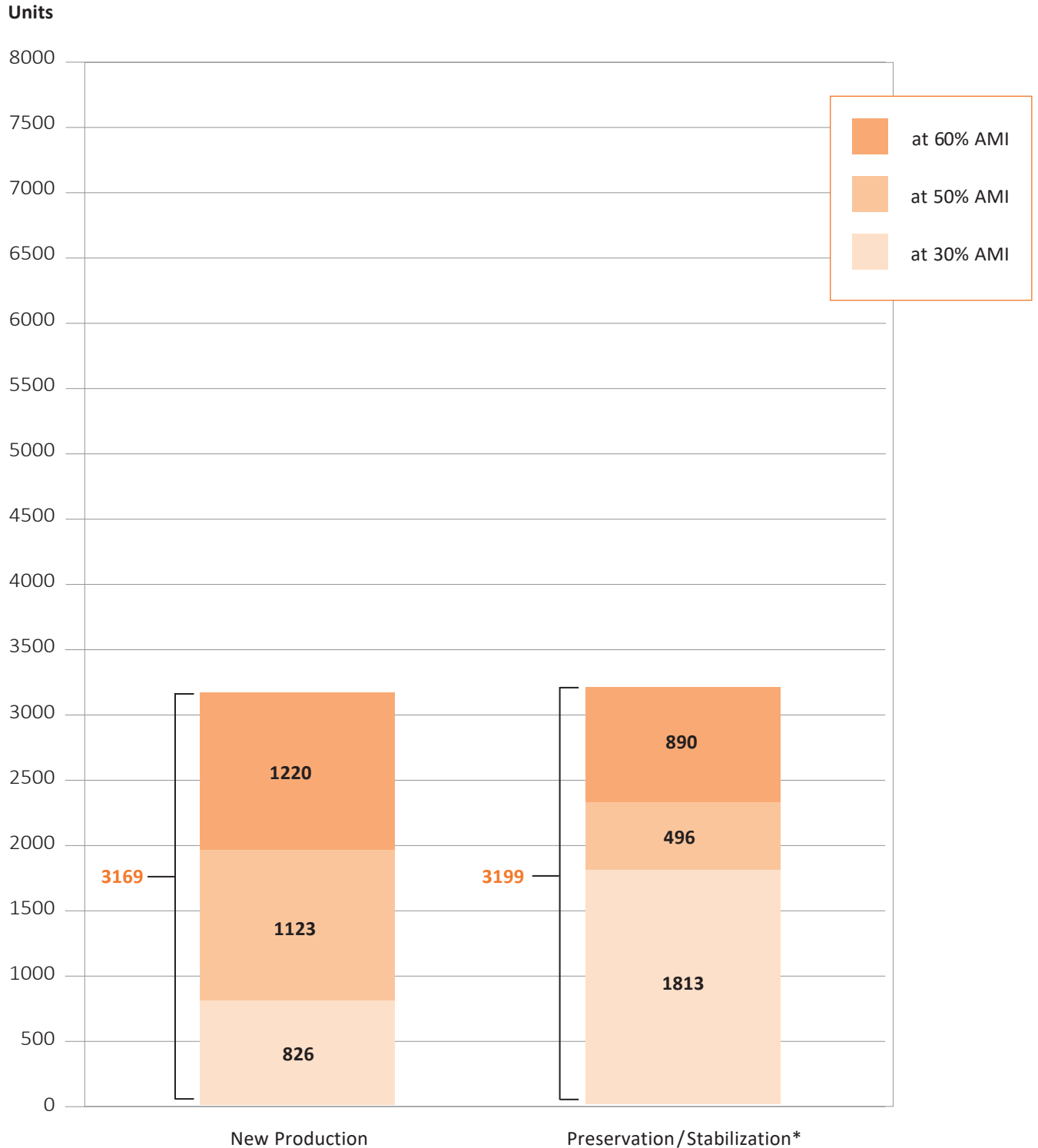
Affordable Units with Financing Closed: 2002–2016



* The need for preservation/stabilization of existing properties varies considerably from year to year. Factors that affect the timing of resources needed for this purpose include the age and condition of properties, the expiration date of use restrictions, etc.

SAINT PAUL 2002–2016

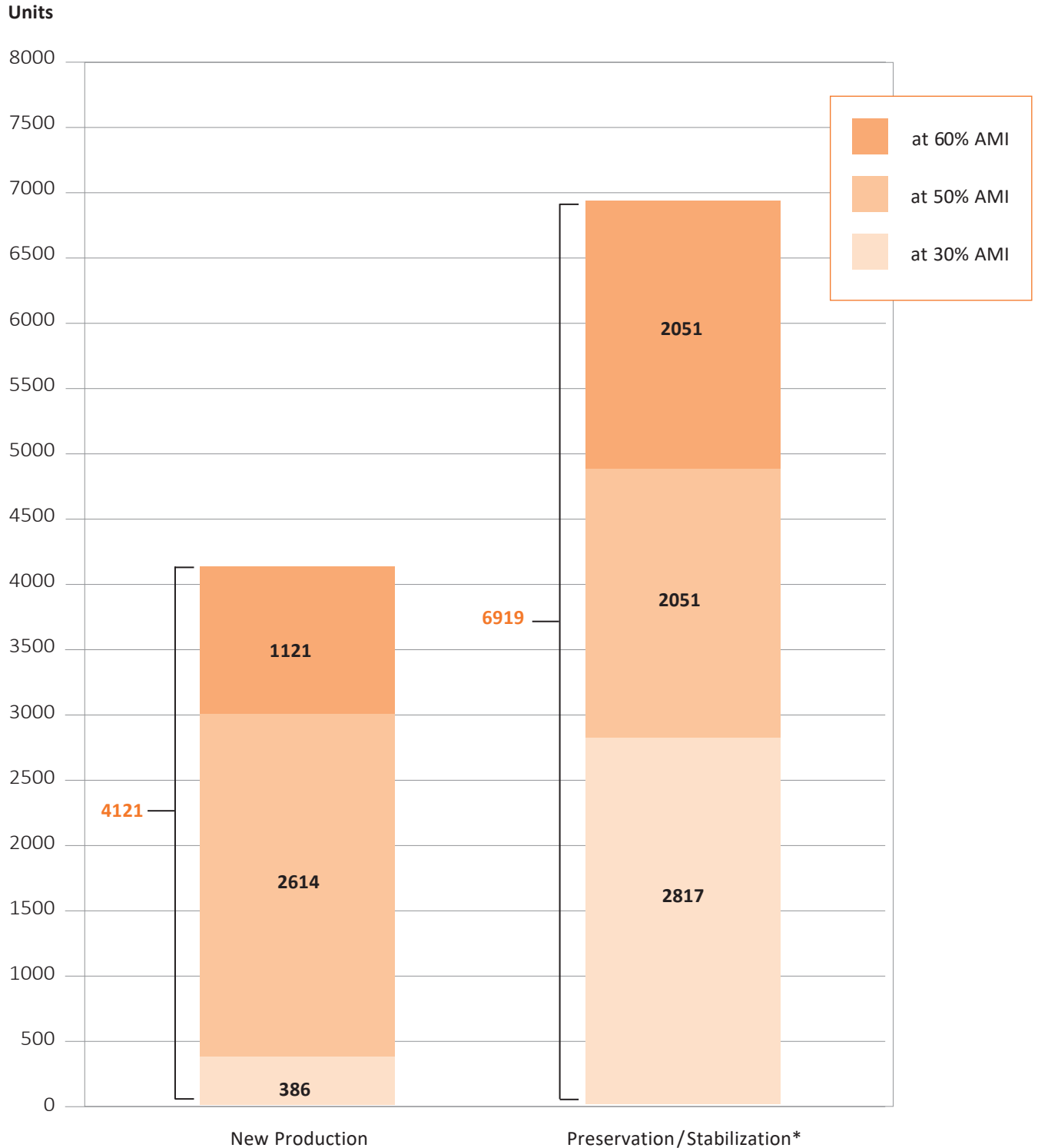
Affordable Units with Financing Closed: 2002–2016



* The need for preservation/stabilization of existing properties varies considerably from year to year. Factors that affect the timing of resources needed for this purpose include the age and condition of properties, the expiration date of use restrictions, etc.

SUBURBAN METRO 2004–2016

Affordable Units with Financing Closed: 2002–2016



* The need for preservation/stabilization of existing properties varies considerably from year to year. Factors that affect the timing of resources needed for this purpose include the age and condition of properties, the expiration date of use restrictions, etc.

2015 HOUSING COUNTS



MINNEAPOLIS 2015

**Affordable Units
with Financing Closed**

@30% AMI	@50% AMI	@60% AMI
-------------	-------------	-------------

New Production: Homeownership

	@30% AMI	@50% AMI	@60% AMI	
Ripley Gardens 5 Plex/Habitat for Humanity	2			
Hope Community Court/City of Lakes Community Land Trust.....	1			
Single Family Home/City of Lakes Community Land Trust	2	10	7	
Single Family Home/Habitat for Humanity	8	1		
Urban Homeworks Project: Reclaim/City of Lakes Community Land Trust.....		1		

New Production: Homeownership..... **13** **12** **7** **32**

New Production: Rental

Broadway Flats.....		42	61	
Corcoran Triangle	9	37	89	
*Mill City Quarter.....		60	90	
The Cameron		17	27	
The Lonoke (fka 1926 - 3rd Ave S).....	10	9		

New Production: Rental..... **19** **165** **267** **451**

Preservation/Stabilization: Rental

Anishinabe Bii Gii Wiin	24	53		
Minneapolis Portfolio Preservation (aka Buri Manor, Aeon Refinance)	79			
Little Earth (Phase VI).....		78		

Preservation/Stabilization of Existing Units: Rental **103** **131** **0** **234**

GRAND TOTAL..... **135** **308** **274** **717**

Demolitions in Minneapolis (includes affordable and market rate units) **221**

* Senior housing

SAINT PAUL 2015

**Affordable Units
with Financing Closed**

@30%	@50%	@60%	
AMI	AMI	AMI	

New Production: Homeownership

Single Family (Habitat for Humanity).....

	@30% AMI	@50% AMI	@60% AMI	
Single Family (Habitat for Humanity).....	3	0	1	
New Production: Homeownership.....	3	0	1	4
New Production: Rental				
*The Cambric.....			113	
*Westgate Station.....		50		
Prior Crossing.....	44			
New Production: Rental.....	44	50	113	207
Preservation/Stabilization: Rental				
Cathedral Hill Homes.....	60			
Jamestown Homes.....			73	
Lonnie Adkins Court.....	57			
Skyline Towers.....	448			
Preservation/Stabilization of Existing Units: Rental.....	565	0	73	638
GRAND TOTAL.....	612	50	187	849

Demolitions in Saint Paul (includes affordable and market rate units)**78**

* Senior housing

SUBURBAN METRO 2015

New Production: Homeownership

Affordable Units with Financing Closed

@30% | @50% | @60%
AMI | AMI | AMI

COUNTY	CITY	PROPERTY	@30% AMI	@50% AMI	@60% AMI	
Anoka	Columbia Heights	Single Family/Habitat for Humanity	1			
Anoka	Fridley	Single Family/Habitat for Humanity	1	1		
Anoka	Ramsey	Single Family/Habitat for Humanity	1			
Carver	Chaska	Single Family/Habitat for Humanity	1			
Dakota	South St. Paul	Single Family/Habitat for Humanity	1			
Hennepin	Brooklyn Center	Single Family/Habitat for Humanity	1			
Hennepin	Brooklyn Park	Single Family/Habitat for Humanity	2	1		
Hennepin	Brooklyn Park	Single Family/Homes within Reach.....			1	
Hennepin	Crystal	Single Family/Habitat for Humanity	2		1	
Hennepin	Eden Prairie	Single Family/Homes within Reach.....			1	
Hennepin	Golden Valley	Single Family/Habitat for Humanity	1			
Hennepin	Minneapolis	Single Family/City of Lakes Community Land Trust ...			1	
Hennepin	Mnettonka	Single Family/Homes within Reach.....			1	
Hennepin	New Hope	Single Family/Homes within Reach.....		1		
Hennepin	Richfield	Single Family/Homes within Reach.....			1	
Hennepin	Robbinsdale	Single Family/Habitat for Humanity	1			
Hennepin	St. Louis Park	Single Family/Homes within Reach.....			1	
Ramsey	St. Paul	Single Family/Habitat for Humanity	3		1	
Ramsey	White Bear Lake	Single Family/Habitat for Humanity	1			
Scott	Shakopee	Single Family/Habitat for Humanity	1			
Washington	Cottage Grove	Townhome/Habitat for Humanity (<i>Mississippi Dunes</i>).....	4			
Washington	Newport	Duplex/Habitat for Humanity	1			
Washington	Woodbury	Townhome/Habitat for Humanity (<i>Ponds at Garden Gate</i>)...	4	2	1	
New Production: Homeownership			26	5	8	39

* Senior housing

SUBURBAN METRO 2015 CONTINUED

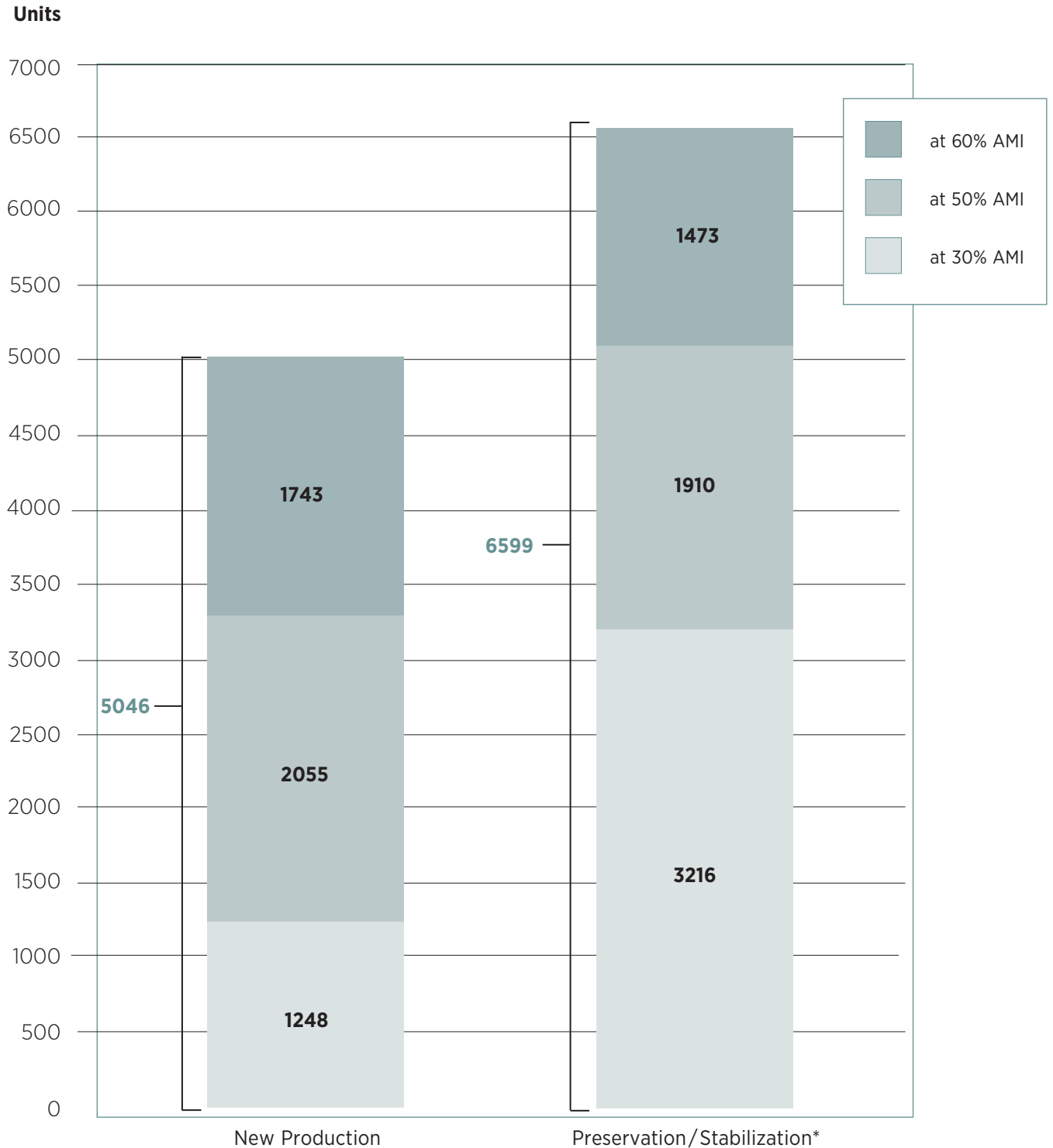
			Affordable Units with Financing Closed			
			@30%	@50%	@60%	
			AMI	AMI	AMI	
New Production: Rental						
COUNTY	CITY	PROPERTY				
Anoka	New Brighton	Fountain Terrace.....			18	
Dakota	Lakeville	Keystone Crossing Townhomes.....		17	19	
*Dakota	West St. Paul	Sanctuary at West St. Paul.....			164	
Hennepin	Golden Valley	Cornerstone Creek.....	14	31		
Hennepin	Maple Grove	Bottineau Ridge Apartments.....	4	46		
Ramsey	Maplewood	The Villages at Frost-English.....	7	16	22	
New Production: Rental			25	110	223	358
Preservation/Stabilization: Rental						
Carver	Chaska	Lake Grace Apartments.....	3			
Hennepin	Maple Grove	Hickory Ridge.....	32			
Hennepin	Plymouth	Kimberly Meadow.....	39			
Ramsey	Maplewood	Maple Knoll Townhomes.....			57	
Preservation/Stabilization of Existing Units: Rental.....			74	0	57	131
GRAND TOTAL			125	115	288	528

Demolitions in the Suburban Metro (includes affordable and market rate units).....**348**

* Senior housing

MINNEAPOLIS 2002–2015

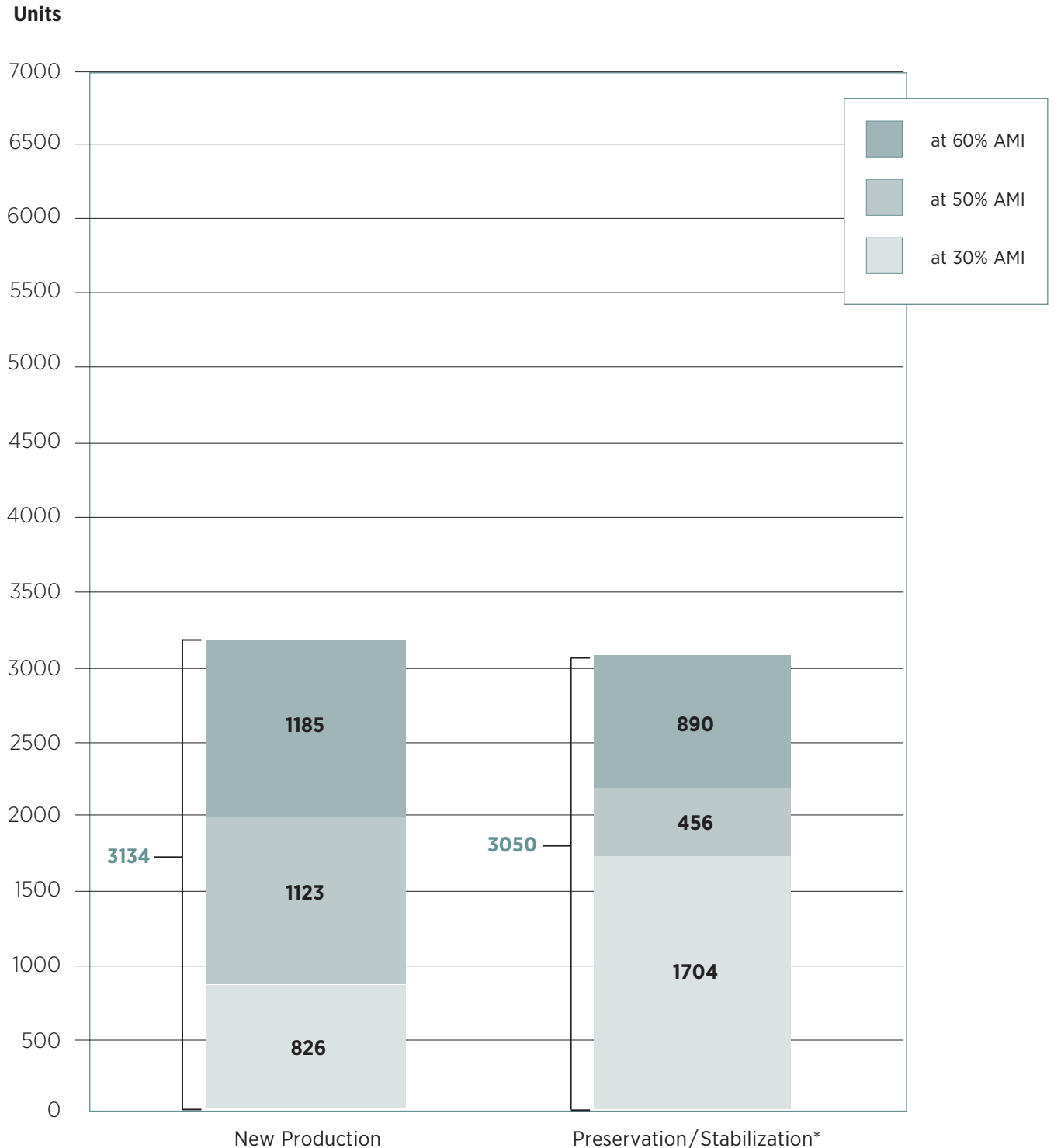
Affordable Units with Financing Closed: 2002–2015



* The need for preservation/stabilization of existing properties varies considerably from year to year. Factors that affect the timing of resources needed for this purpose include the age and condition of properties, the expiration date of use restrictions, etc.

SAINT PAUL 2002–2015

Affordable Units with Financing Closed: 2002–2015

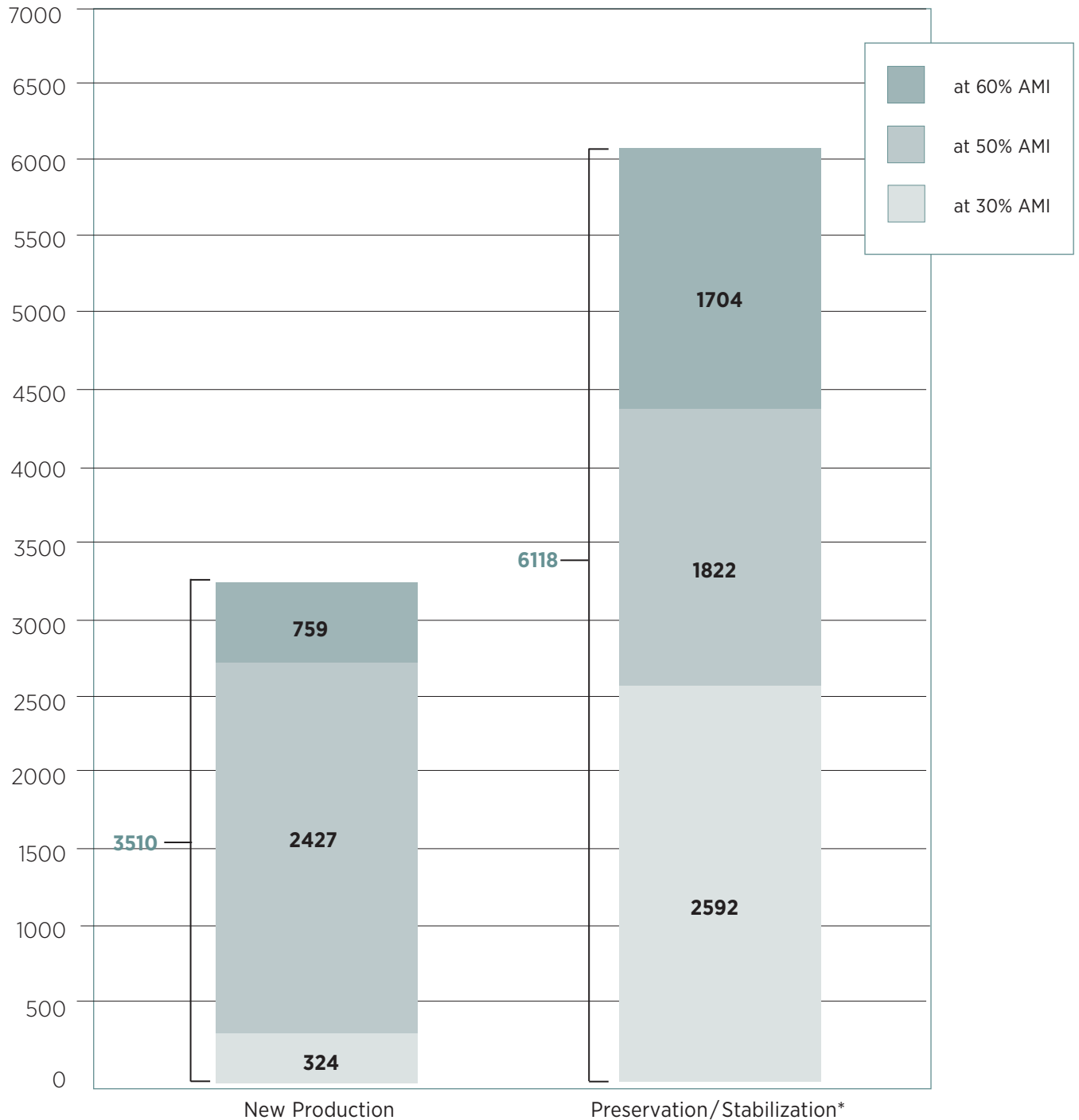


* The need for preservation/stabilization of existing properties varies considerably from year to year. Factors that affect the timing of resources needed for this purpose include the age and condition of properties, the expiration date of use restrictions, etc.

SUBURBAN METRO 2004-2015

Affordable Units with Financing Closed: 2004-2015

Units



* The need for preservation/stabilization of existing properties varies considerably from year to year. Factors that affect the timing of resources needed for this purpose include the age and condition of properties, the expiration date of use restrictions, etc.

**2014
HOUSING COUNTS**



MINNEAPOLIS 2014

	Affordable Units with Financing Closed			
	@30%	@50%	@60%	
	AMI	AMI	AMI	
New Production: Rental				
Commons @ Penn Avenue.....		45	2	
Five15 On The Park		52	78	
The Rose/Franklin Portland Gateway/South Quarter IV		47		
*Hi Lake Triangle Apartments.....			64	
North Haven Phase II		5		
New Production: Rental	0	191	144	335
New Production: Homeownership				
Single Family/City of Lakes CLT.....	2	3	1	
Single Family/Habitat for Humanity		8		
New Production: Homeownership	2	11	1	14
Preservation/Stabilization: Rental				
PPL DECC Recapitalization	11	39		
CommonBond VA Housing - Fort Snelling	38	20		
*Ebenezer Towers.....	91			
The Rose/Franklin Portland Gateway/South Quarter IV (Pinecliff).....	21	9		
Lyndale Manor	211	20	8	
Riverton Community Housing (HRB Reissue 2006)		69		
Seward Square.....	81			
Preservation/Stabilization of Existing Units: Rental.....	453	157	8	618
GRAND TOTAL.....	455	359	153	967
Demolitions in Minneapolis (includes affordable and market rate units)				237

* Senior housing

SAINT PAUL 2014

	Affordable Units with Financing Closed			
	@30% AMI	@50% AMI	@60% AMI	
New Production: Rental				
Roosevelt Homes Addition	6			
Hamline Station E.....		25	26	
Hamline Station W		9	47	
Western U Plaza.....	7	53		
New Production: Rental	13	87	73	173
New Production: Homeownership				
New Production: Homeownership	0	0	0	0
Preservation/Stabilization: Rental				
Dunedin Terrace	73	10	5	
*Elder Lodge (1504 Magnolia).....	42			
*Lewis Park Apartments.....	63			
Maryland Park Apartments	143		29	
Preservation/Stabilization of Existing Units: Rental	321	10	34	365
GRAND TOTAL	334	97	107	538
Demolitions in Saint Paul (includes affordable and market rate units)				99

* Senior housing

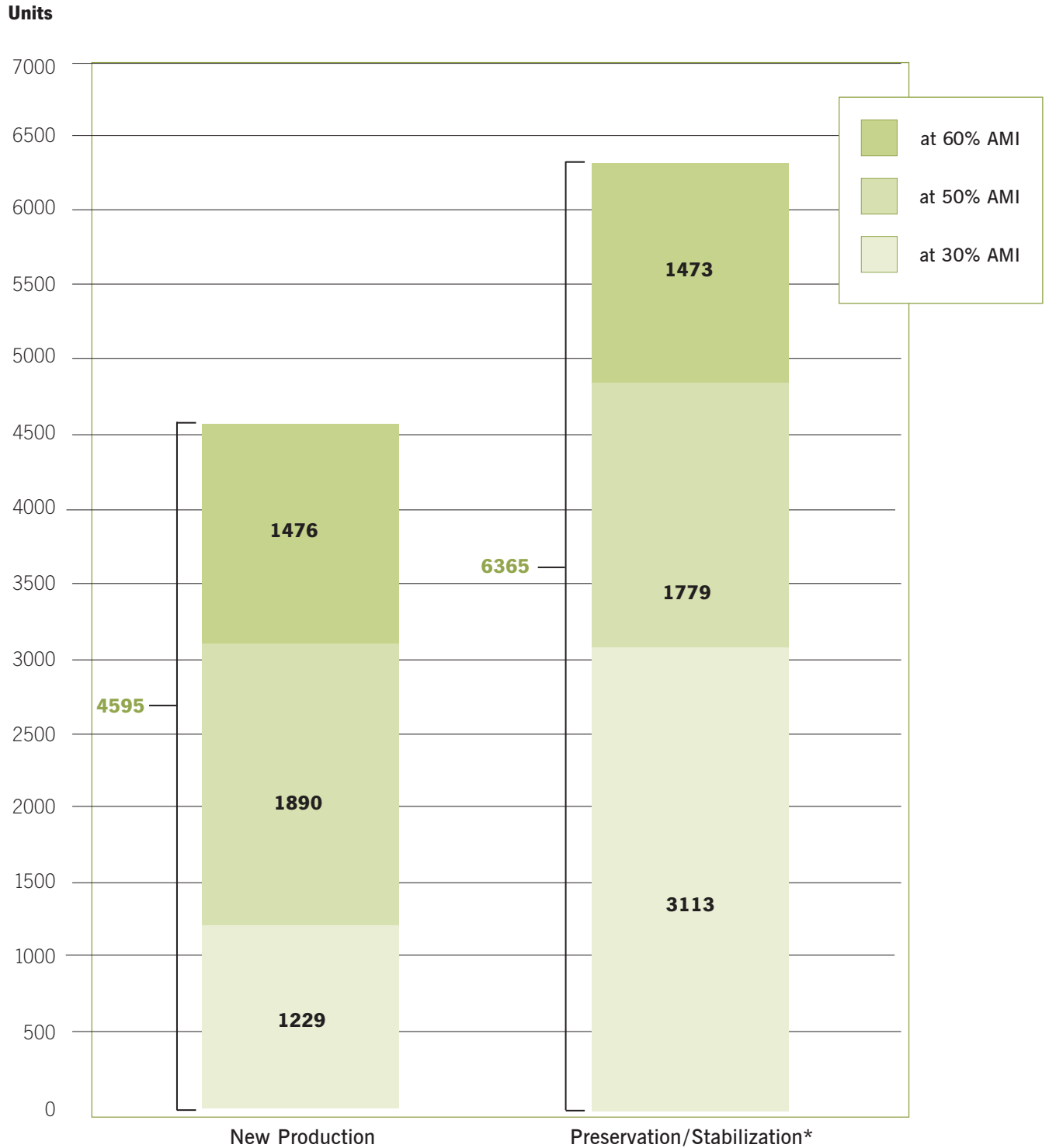
SUBURBAN METRO 2014

			Affordable Units with Financing Closed			
			@30% AMI	@50% AMI	@60% AMI	
New Production: Rental						
COUNTY	CITY	PROPERTY				
Dakota	Eagan	Lakeshore Townhomes		50		
Hennepin	Minnetonka	The Overlook		20		
Hennepin	Robbinsdale	Clare Terrace		36		
New Production: Rental			0	106	0	106
New Production: Homeownership						
Anoka	Coon Rapids	Single Family/Habitat for Humanity		1		
Anoka	Fridley	Single Family/Habitat for Humanity		1		
Anoka	Ramsey	Single Family/Habitat for Humanity		1		
Carver	Chaska	Single Family/Habitat for Humanity		3		
Dakota	Eagan	Single Family/Habitat for Humanity		1		
Dakota	West Saint Paul	Single Family/Habitat for Humanity		2		
Hennepin	Brooklyn Park	Single Family/Habitat for Humanity		5		
Hennepin	Brooklyn Park	Single Family/Homs Within Reach.....		1		
Hennepin	Crystal	Single Family/Habitat for Humanity		3		
Hennepin	Minnetonka	Single Family/Homes within Reach.....			2	
Hennepin	Robbinsdale	Single Family/Habitat for Humanity		1		
Ramsey	White Bear Lake	Single Family/Habitat for Humanity		1		
Scott	Shakopee	Single Family/Habitat for Humanity		1		
Washington	Cottage Grove	Townhome/Habitat for Humanity		4		
Washington	Woodbury	Townhome/Habitat for Humanity (Garden Gate)		5		
Production: Homeownership			0	30	2	32
Preservation/Stabilization: Rental						
Dakota	South St. Paul	Nan McKay High Rise Building	109	19	3	
*Scott	Prior Lake	Prior Manor			40	
Washington	Cottage Grove	The Groves.....			67	
Preservation/Stabilization of Existing Units: Rental			109	19	110	238
GRAND TOTAL			109	155	112	376
Demolitions in the Suburban Metro (includes affordable and market rate units).....						541

* Senior housing

MINNEAPOLIS 2002–2014

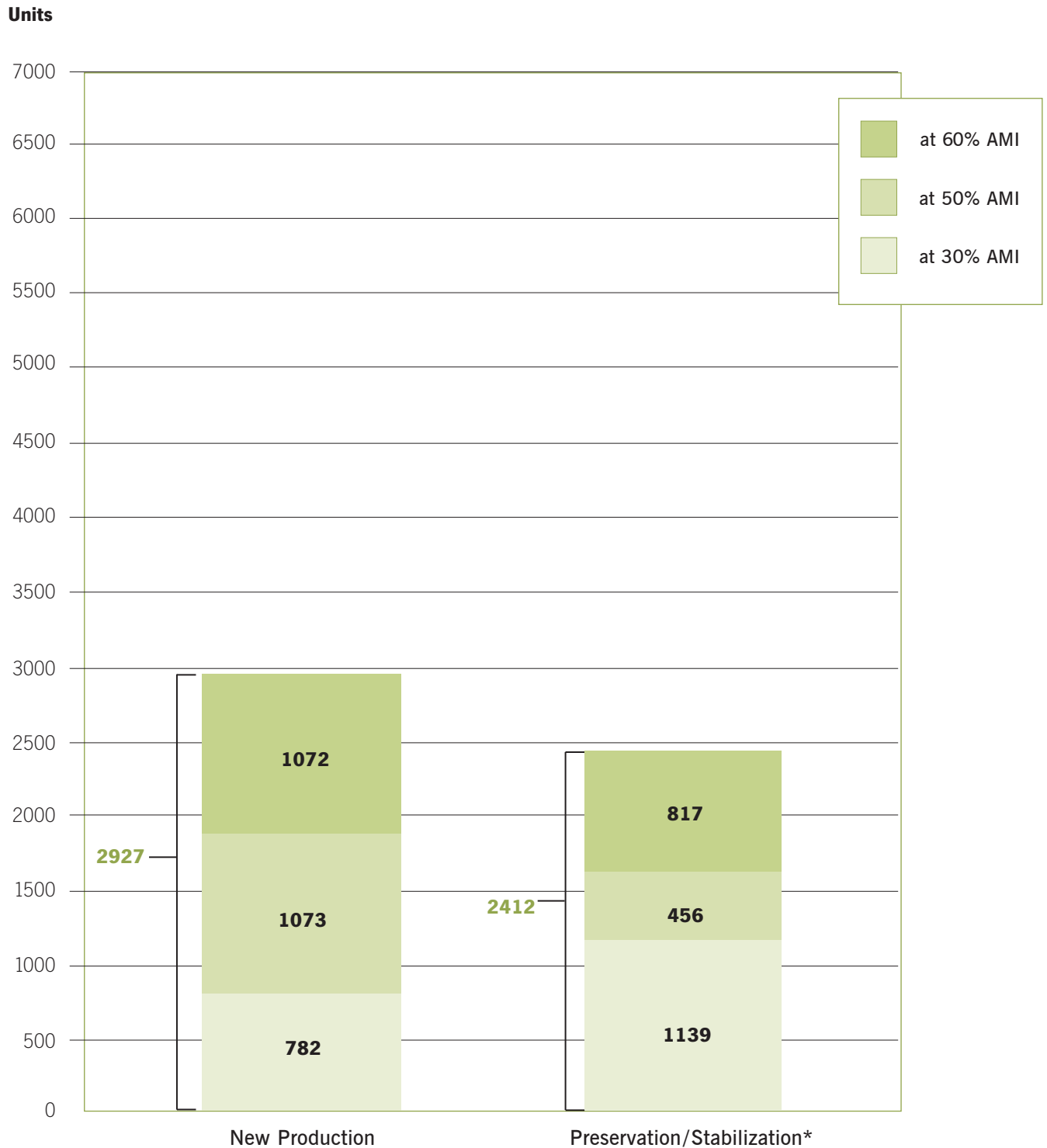
Affordable Units with Financing Closed: 2002–2014



* The need for preservation/stabilization of existing properties varies considerably from year to year. Factors that affect the timing of resources needed for this purpose include the age and condition of properties, the expiration date of use restrictions, etc.

SAINT PAUL 2002–2014

Affordable Units with Financing Closed: 2002–2014

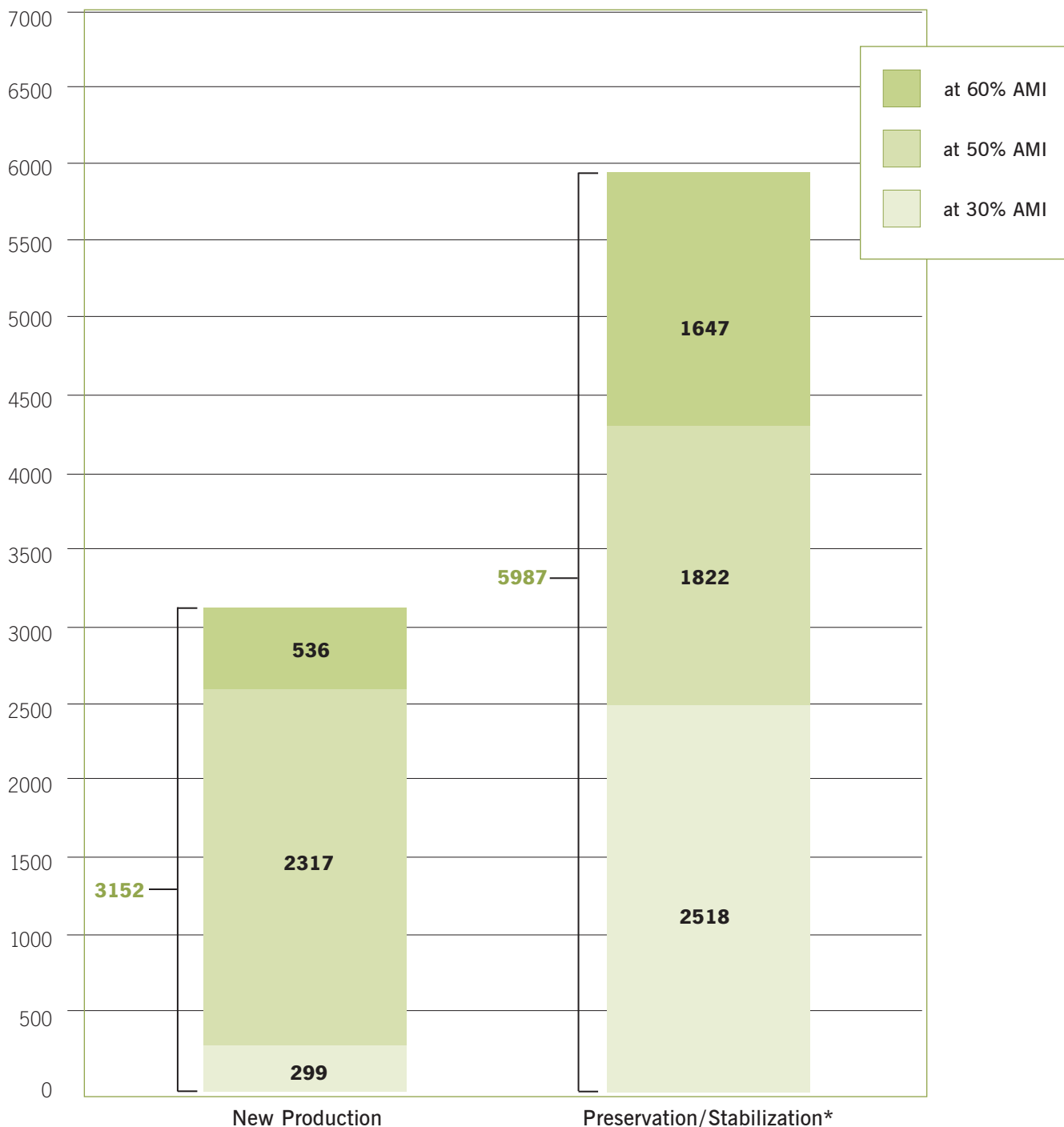


* The need for preservation/stabilization of existing properties varies considerably from year to year. Factors that affect the timing of resources needed for this purpose include the age and condition of properties, the expiration date of use restrictions, etc.

SUBURBAN METRO 2004–2014

Affordable Units with Financing Closed: 2004–2014

Units



* The need for preservation/stabilization of existing properties varies considerably from year to year. Factors that affect the timing of resources needed for this purpose include the age and condition of properties, the expiration date of use restrictions, etc.

2013 HOUSING COUNTS



Updated December 2015

MINNEAPOLIS 2013

	Affordable Units with Financing Closed			
	@30% AMI	@50% AMI	@60% AMI	
New Production: Rental				
Pillsbury Historic Redevelopment.....			251	
*Snelling Apartments (aka The Cooperage).....		60		
West Broadway Curve.....		36	18	
Urban Homeworks Rental: Reclaim Phase V.....		14		
City Place.....			55	
New Production: Rental.....	0	110	324	434
New Production: Homeownership				
Single Family/City of Lakes CLT.....	4	6	2	
Single Family/Habitat for Humanity		10		
New Production: Homeownership	4	16	2	22
Preservation/Stabilization: Rental				
Grant Street Commons.....		17		
Preservation/Stabilization of Existing Units: Rental.....		17		17
GRAND TOTAL	4	143	326	473
Demolitions in Minneapolis (includes affordable and market rate units)				100

* Senior housing

SAINT PAUL 2013**Affordable Units
with Financing Closed**

@30% AMI	@50% AMI	@60% AMI	
-------------	-------------	-------------	--

New Production: Rental

Midway Pointe

49

New Production: Rental

0

49

0

49

New Production: Homeownership

Single Family/Habitat for Humanity

8

New Production: Homeownership

0

8

0

8

Preservation/Stabilization: Rental

Rolling Hills Apartments

107

St. Albans Park (aka Selby-Dale Cooperative)

24

50

Preservation/Stabilization of Existing Units: Rental

0

24

157

181

GRAND TOTAL

0

81

157

238

Demolitions in Saint Paul (includes affordable and market rate units)

111

SUBURBAN METRO 2013

New Production: Rental

COUNTY CITY PROPERTY

Affordable Units
with Financing Closed@30% | @50% | @60%
AMI | AMI | AMI

COUNTY	CITY	PROPERTY	@30% AMI	@50% AMI	@60% AMI	
*Carver	Chaska	The Landing		54		
Dakota	Inver Grove Heights	Inver Hills and Riverview Ridge Family Townhomes...		25	26	
Hennepin	Maple Grove	Maple Village II	4	44		
Scott	Savage	Village Commons	4	62		
New Production: Rental			8	185	26	219
New Production: Homeownership						
Anoka	Coon Rapids	Single Family/Habitat for Humanity		5		
Carver	Chaska	Single Family/Habitat for Humanity		1		
Dakota	Rosemount	Single Family/Habitat for Humanity		1		
Dakota	West St. Paul	Single Family/Habitat for Humanity		1		
Hennepin	Bloomington	Single Family/Habitat for Humanity		1		
Hennepin	Brooklyn Park	Single Family/Habitat for Humanity		1		
Hennepin	Brooklyn Park	Single Family/Homes within Reach.....			1	
Hennepin	Crystal	Single Family/Habitat for Humanity		2		
Hennepin	Eden Prairie	Single Family/Homes within Reach.....		1	1	
Hennepin	Maple Grove	Single Family/Homes within Reach.....		1		
Hennepin	Minnetonka	Single Family/Homes within Reach.....		1		
Hennepin	New Hope	Single Family/Habitat for Humanity		1		
Hennepin	Robbinsdale	Single Family/Habitat for Humanity		3		
Hennepin	St. Louis Park	Single Family/Habitat for Humanity		1		
Ramsey	North St. Paul	Single Family/Habitat for Humanity		1		
Scott	Savage	Single Family/Habitat for Humanity		2		
Scott	Shakopee	Single Family/Habitat for Humanity		2		
Scott	Shakopee	Single Family/Habitat for Humanity (Thomas Park)...		2		
Washington	Oakdale	Single Family/Habitat for Humanity		1		
Washington	Woodbury	Single Family/Habitat for Humanity		1		
Washington	Woodbury	Single Family/Habitat for Humanity (Garden Gate)....		8		
New Production: Homeownership			0	37	29	29

Suburban Metro 2013 continued on next page

* Senior housing

Updated December 2015—For most current Housing Counts information, please visit www.housinglink.org or www.fhfund.org.

SUBURBAN METRO 2013

Preservation/Stabilization: Rental

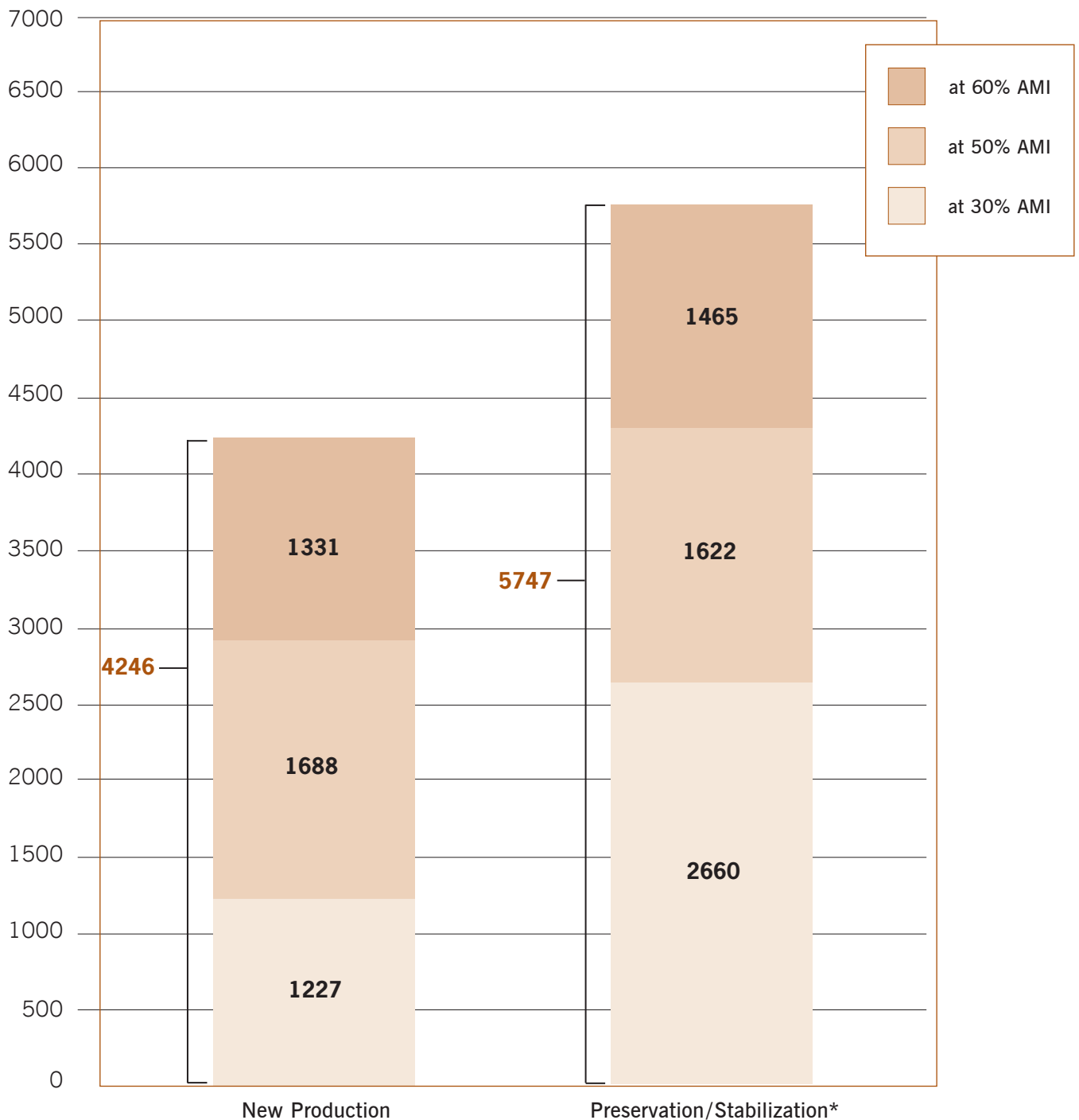
COUNTY	CITY	PROPERTY	Affordable Units with Financing Closed			
			@30% AMI	@50% AMI	@60% AMI	
Carver	Waconia	Spruce Apartments.....	31			
Hennepin	Brooklyn Center	The Crest Apartments.....			122	
Hennepin	Brooklyn Center	Unity Place (aka The Ponds).....	112			
Hennepin	Maple Grove	Bottineau Ridge.....			50	
Hennepin	Minnetonka	Elmbrooke and Golden Valley Townhomes.....		46	8	
*Ramsey	Maplewood	Concordia Arms.....	125			
Scott	Jordan	Britland Apartments.....			24	
Scott	Shakopee	Scott County CDA (Shakopee Ave).....		2		
Stabilization of Existing Units: Rental.....			268	48	204	
GRAND TOTAL.....			276	270	267	728

Demolitions in the Suburban Metro (includes affordable and market rate units) ... 501

* Senior housing
 Updated December 2015—For most current Housing Counts information, please visit www.housinglink.org or www.fhfund.org.

MINNEAPOLIS 2002–2013

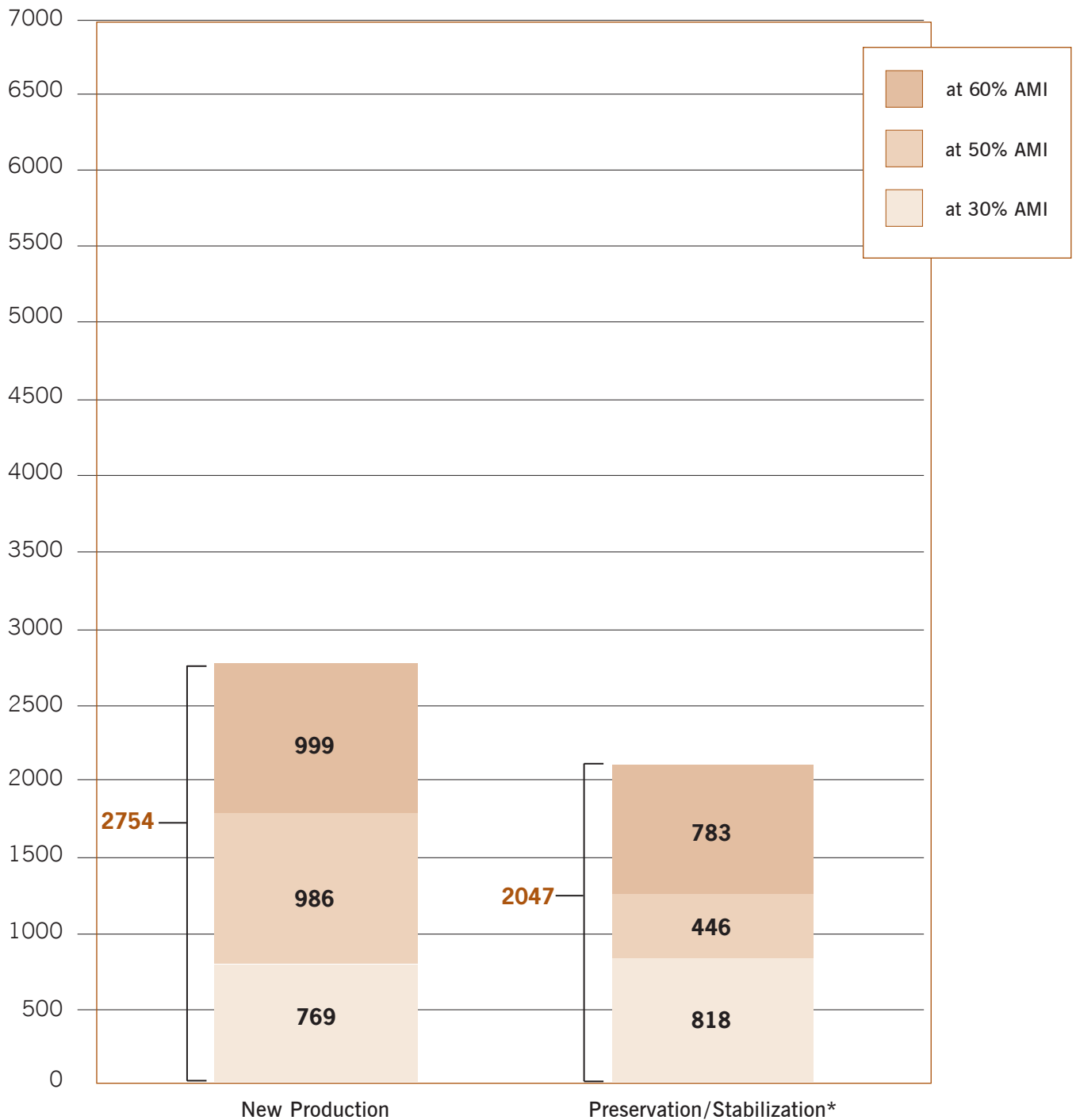
Affordable Units with Financing Closed: 2002–2013



* The need for preservation/stabilization of existing properties varies considerably from year to year. Factors that affect the timing of resources needed for this purpose include the age and condition of properties, the expiration date of use restrictions, etc.

SAINT PAUL 2002–2013

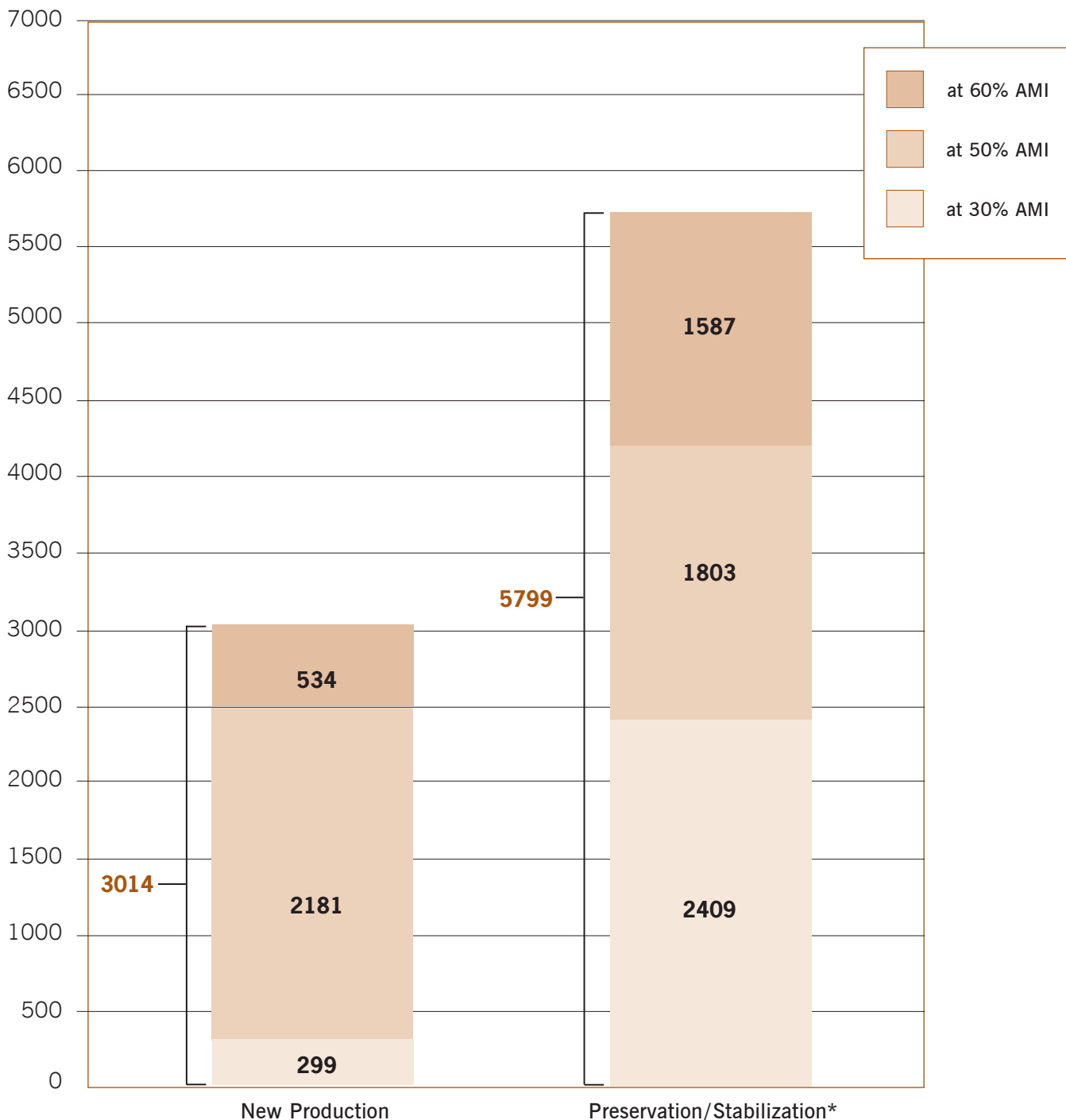
Affordable Units with Financing Closed: 2002–2013



* The need for preservation/stabilization of existing properties varies considerably from year to year. Factors that affect the timing of resources needed for this purpose include the age and condition of properties, the expiration date of use restrictions, etc.

SUBURBAN METRO 2004–2013

Affordable Units with Financing Closed: 2004–2013



* The need for preservation/stabilization of existing properties varies considerably from year to year. Factors that affect the timing of resources needed for this purpose include the age and condition of properties, the expiration date of use restrictions, etc.

2012 HOUSING COUNTS



October 2013

MINNEAPOLIS 2012

	Affordable Units with Financing Closed			
	@30% AMI	@50% AMI	@60% AMI	
New Production: Rental				
222 Hennepin.....			3	
430 Oak Grove.....			1	
520 Second Street Apartments		37	54	
Abbott Apartments (aka Dunwoody Apartments)		25		
Alliance Northside Properties (NSPI).....		12		
Alliance NSP2 Rehabs		12		
Artspace Jackson Flats	7	14	14	
PPL Foreclosure Redirection II		24		
Spirit on Lake.....	5	41		
Urban Homeworks Rental Reclaim (Phase III)		25		
Urban Homeworks Rental Reclaim (Phase IV)		16		
New Production: Rental	12	206	72	290
New Production: Homeownership				
Single Family/City of Lakes CLT.....	2	3	3	
Single Family/Habitat for Humanity.....		5		
Townhome (Old Third)/Habitat for Humanity.....		8		
New Production: Homeownership	2	16	3	21
Preservation/Stabilization: Rental				
Balmoral.....			58	
Buri Manor.....		38		
Chicago Avenue Apartments	60			
Clinton Avenue Townhomes	8			
D2289 (No Name Provided).....		24		
D7565 (No Name Provided).....		2		
Stradford Flats.....	4	58		
Preservation/Stabilization of Existing Units: Rental	72	122	58	252
GRAND TOTAL	86	344	133	563
Demolitions in Minneapolis (includes affordable and market rate units)				242

SAINT PAUL 2012

	Affordable Units with Financing Closed			
	@30% AMI	@50% AMI	@60% AMI	
New Production: Rental				
Greater Frogtown CDC-PPL (NSP)		12		
BB Housing LLC (NSP)		8		
New Production: Rental	0	20	0	20
New Production: Homeownership				
Single Family/Habitat for Humanity		4		
New Production: Homeownership	0	4	0	4
Preservation/Stabilization: Rental				
St. Philips Gardens	41			
Preservation/Stabilization of Existing Units: Rental	41	0	0	41
GRAND TOTAL	41	24	0	65
Demolitions in Saint Paul (includes affordable and market rate units)				210

SUBURBAN METRO 2012

New Production: Rental

COUNTY	CITY	PROPERTY	Affordable Units with Financing Closed			
			@30% AMI	@50% AMI	@60% AMI	
Dakota	Eagan	Northwood Townhomes		25	22	
Hennepin	Minnetonka	The Ridge.....	4	49		
Hennepin	Richfield	Lyndale Plaza		19		
Hennepin	Wayzata	Community Legacy Homes (dba Maggie Manor)	2	4		
Washington	Woodbury	The View at City Walk	14	31		
New Production: Rental			20	128	22	170

New Production: Homeownership

Anoka	Columbia Heights	Single Family/Habitat for Humanity		4		
Anoka	Coon Rapids	Single Family/Habitat for Humanity		1		
Anoka	Crystal	Single Family/Habitat for Humanity		1		
Anoka	Fridley	Single Family/Habitat for Humanity		1		
Dakota	West St. Paul	Single Family/Habitat for Humanity.....		1		
Hennepin	Brooklyn Park	Single Family/Habitat for Humanity		7		
Hennepin	Brooklyn Park	Single Family/Homes within Reach			1	
Hennepin	Maple Grove	Single Family/Homes within Reach			1	
Hennepin	Richfield	Single Family/Habitat for Humanity		1		
Hennepin	Richfield	Single Family/Homes within Reach		1		
Scott	Jordan	Single Family/Habitat for Humanity		2		
Scott	Savage	Single Family/Habitat for Humanity		2		
Scott	Shakopee	Single Family/Habitat for Humanity		2		
Washington	Cottage Grove	Single Family/Two Rivers CLT			1	
Washington	Oakdale	Single Family/Two Rivers CLT		1		
Washington	Woodbury	Townhome (Garden Gate)/Habitat for Humanity		5		
New Production: Homeownership.....			0	29	3	32

Suburban Metro 2012 continued on next page

SUBURBAN METRO 2012

Preservation/Stabilization: Rental

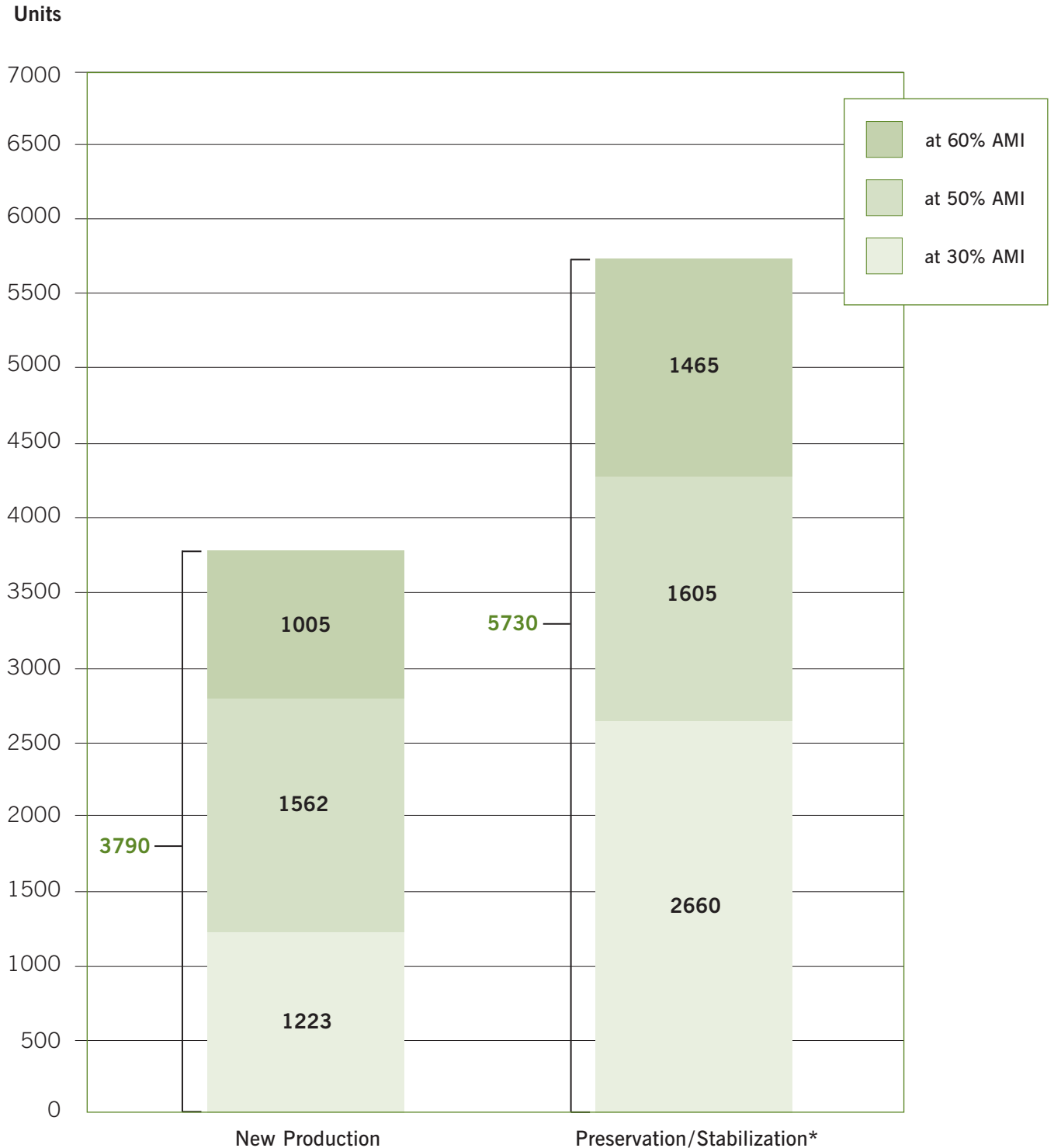
**Affordable Units
with Financing Closed**

@30% AMI	@50% AMI	@60% AMI
-------------	-------------	-------------

COUNTY	CITY	PROPERTY	@30% AMI	@50% AMI	@60% AMI	
Anoka	Blaine	Northgate Woods	75			
Anoka	Coon Rapids	Galway Place.....	36			
Hennepin	Edina	Yorkdale Townhomes.....	90			
Hennepin	Hopkins	Dow Towers	76			
Hennepin	St. Louis Park	Hamilton House	108			
Hennepin	Wayzata	Boardwalk	77			
Scott	Jordan	Britland Apartments.			24	
Washington	Forest Lake	Whispering Pines	40			
Washington	Stillwater	Charter Oak Townhomes.....		60		
Preservation/Stabilization of Existing Units: Rental			502	60	24	
GRAND TOTAL			522	217	49	788
Demolitions in the Suburban Metro (includes affordable and market rate units)						609

MINNEAPOLIS 2002–2012

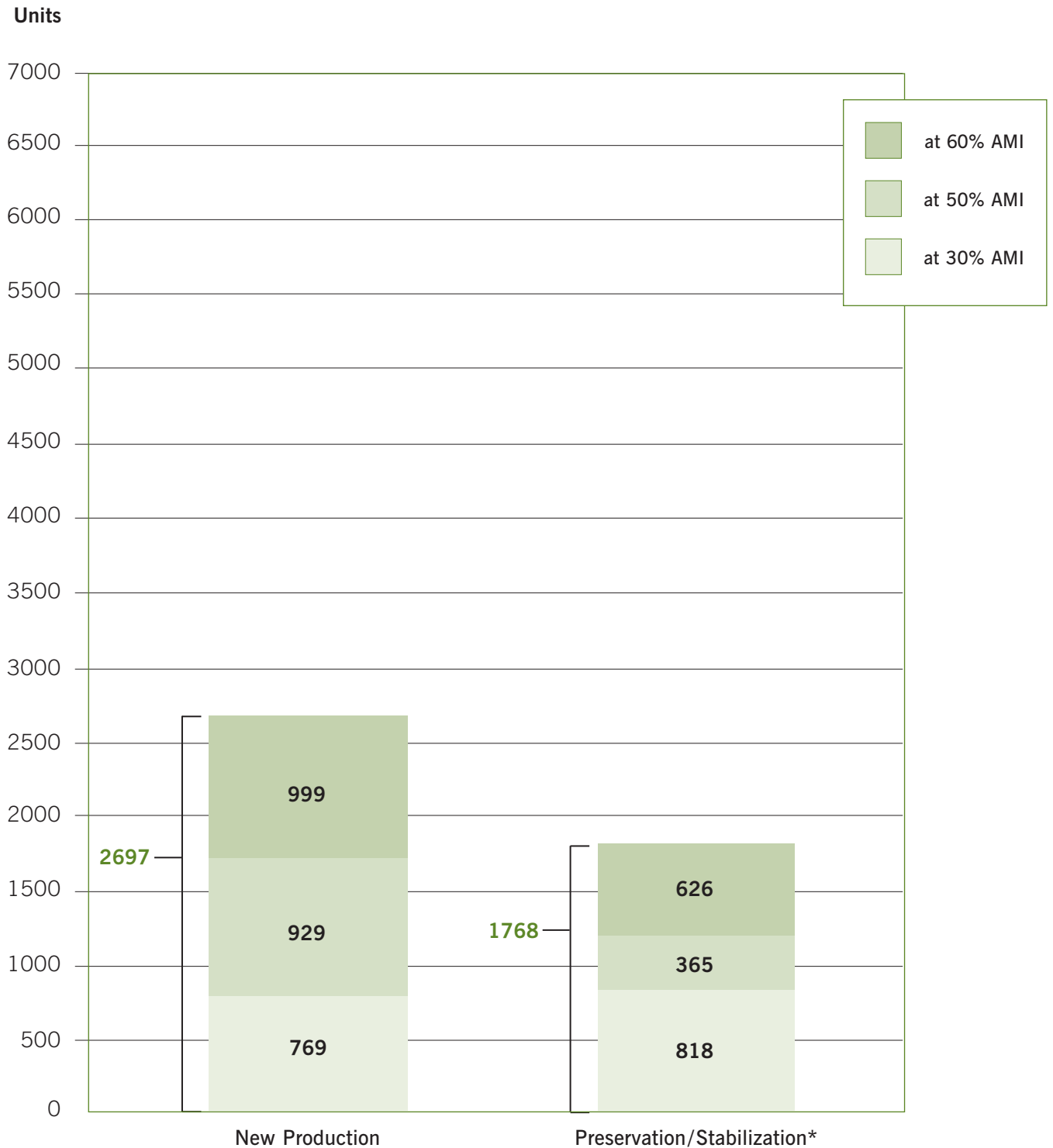
Affordable Units with Financing Closed: 2002–2012



* The need for preservation/stabilization of existing properties varies considerably from year to year. Factors that affect the timing of resources needed for this purpose include the age and condition of properties, the expiration date of use restrictions, etc.

SAINT PAUL 2002–2012

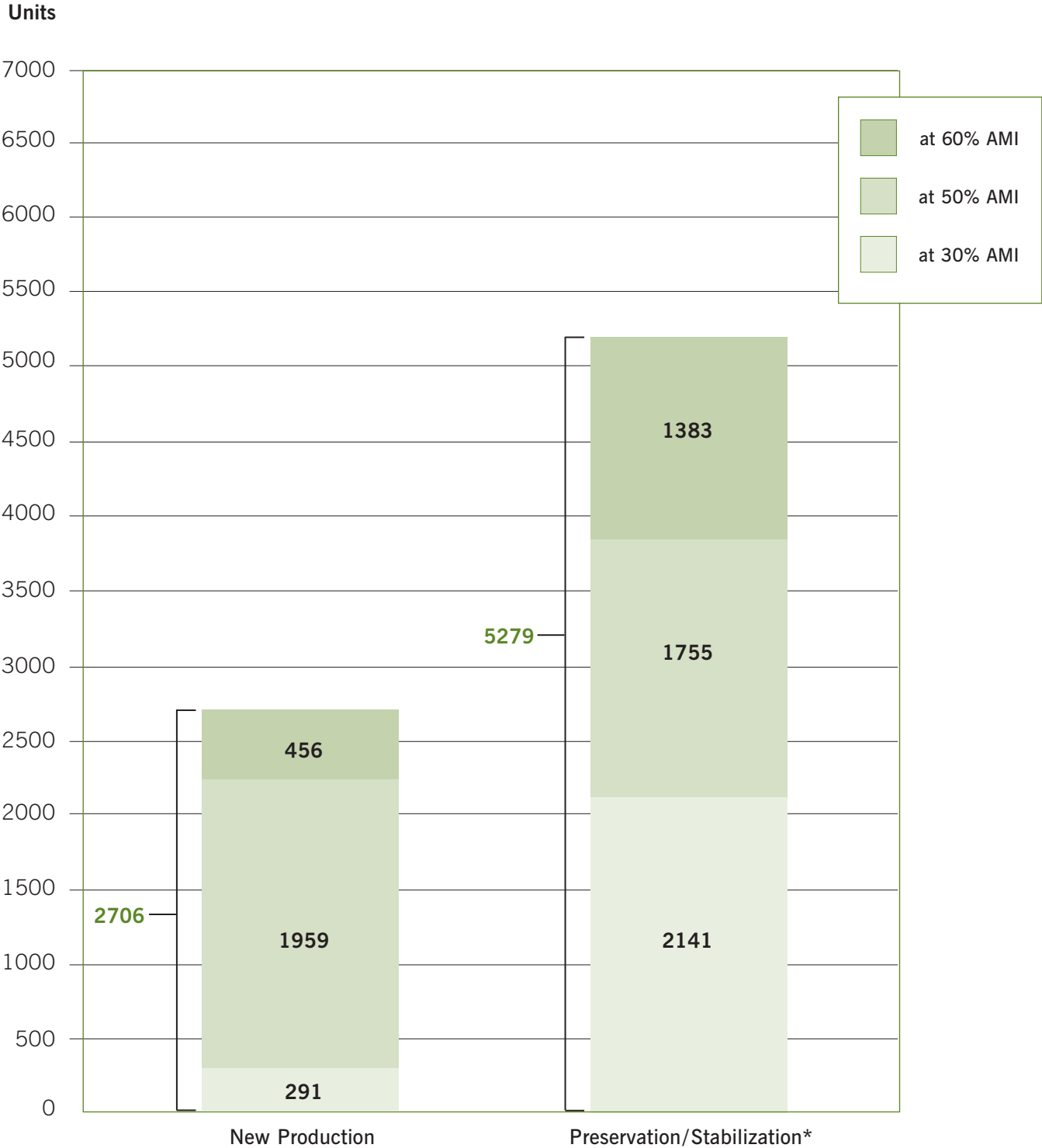
Affordable Units with Financing Closed: 2002–2012



* The need for preservation/stabilization of existing properties varies considerably from year to year. Factors that affect the timing of resources needed for this purpose include the age and condition of properties, the expiration date of use restrictions, etc.

SUBURBAN METRO 2004–2012

Affordable Units with Financing Closed: 2004–2012



* The need for preservation/stabilization of existing properties varies considerably from year to year. Factors that affect the timing of resources needed for this purpose include the age and condition of properties, the expiration date of use restrictions, etc.
Published October 2013—For most current Housing Counts information, please visit www.housinglink.org.

2011 HOUSING COUNTS



MINNEAPOLIS 2011

	Affordable Units with Financing Closed			
	@30% AMI	@50% AMI	@60% AMI	
New Production: Rental				
412 Lofts.....			1	
Higher Ground.....	11			
Longfellow Station	36	108		
PPL Foreclosure Redirection Program		20		
Riverview Apartments		42		
Urban Homeworks Rental Reclaim—Emerson Avenue		10		
Urban Homeworks Rental Reclaim #2—Lovell Square		14		
New Production: Rental	47	194	1	242
New Production: Homeownership				
Single Family/Habitat for Humanity.....		11		
Single Family/Rondo Community Land Trust.....	1	5	2	
New Production: Homeownership	1	16	2	19
Preservation/Stabilization: Rental				
Buzza Historic Lofts			136	
3540 11th Avenue South		11		
Diamond Hill Townhomes (aka Bossen Terrace).....	66			
ZOOM House.....	16	6		
Preservation/Stabilization of Existing Units: Rental	82	17	136	235
GRAND TOTAL	130	227	139	496
Demolitions in Minneapolis (includes affordable and market rate units)				233

SAINT PAUL 2011

	Affordable Units with Financing Closed			
	@30% AMI	@50% AMI	@60% AMI	
New Production: Rental				
Commerce Apartments Phase II	5	38	2	0
East Side Commons	2	49		
Fort Road Flats.....	16	28		
King's Crossing.....		49		
New Production: Rental	23	164	2	189
New Production: Homeownership				
Single Family/Habitat for Humanity		10		11
Single Family/Rondo Community Land Trust.....	1			
New Production: Homeownership	1	10		
Preservation/Stabilization: Rental				
*Redeemers Arms.....	82			82
Preservation/Stabilization of Existing Units: Rental	82	0	0	
GRAND TOTAL	106	174	2	282
Demolitions in Saint Paul (includes affordable and market rate units)				205

* Senior housing

Updated December 2012—For most current Housing Counts information, please visit www.housinglink.org.

SUBURBAN METRO 2011

			Affordable Units with Financing Closed			
COUNTY	CITY	PROPERTY	@30%	@50%	@60%	
			AMI	AMI	AMI	
Dakota	Farmington	Twin Ponds Phase II		13	13	
Hennepin	Hopkins	Fraser Hopkins Court.....		14		
Hennepin	Plymouth	West View Estates		67		
Ramsey	Roseville	Sienna Green Phase II		50		
Washington	Forest Lake	Forest Oak Apartments			14	
New Production: Rental			0	144	27	171
New Production: Homeownership						
Anoka	Blaine	Single Family/Two Rivers Community Land Trust.....		1		
Anoka	St. Francis	Single Family/Habitat for Humanity		1		
Carver	Chaska	Single Family/Carver County Community Land Trust...		1		
Carver	Chaska	Single Family/Habitat for Humanity		1		
Dakota	West St. Paul	Single Family/Habitat for Humanity.....		1		
Hennepin	Brooklyn Park	Single Family/Habitat for Humanity		5		
Hennepin	Champlin	Single Family/Habitat for Humanity		2		
Hennepin	Crystal	Single Family/Habitat for Humanity		1		
*Hennepin	Hopkins	Single Family/Habitat for Humanity		1		
Hennepin	Maple Grove	Single Family/Homes within Reach		1		
Hennepin	Mound	Single Family/Habitat for Humanity		1		
Hennepin	New Hope	Single Family/Habitat for Humanity		1		
Hennepin	Richfield	Single Family/Homes within Reach		1	1	
Scott	Jordan	Single Family/Habitat for Humanity		1		
Scott	Prior Lake	Single Family/Habitat for Humanity		2		
Scott	Shakopee	Single Family/Habitat for Humanity		4		
Washington	Cottage Grove	Single Family/Two Rivers Community Land Trust.....		1		
Washington	Oakdale	Single Family/Two Rivers Community Land Trust.....			1	
New Production: Homeownership			0	26	2	28

Suburban Metro 2011 continued on next page

* Senior housing

SUBURBAN METRO 2011

Preservation/Stabilization: Rental

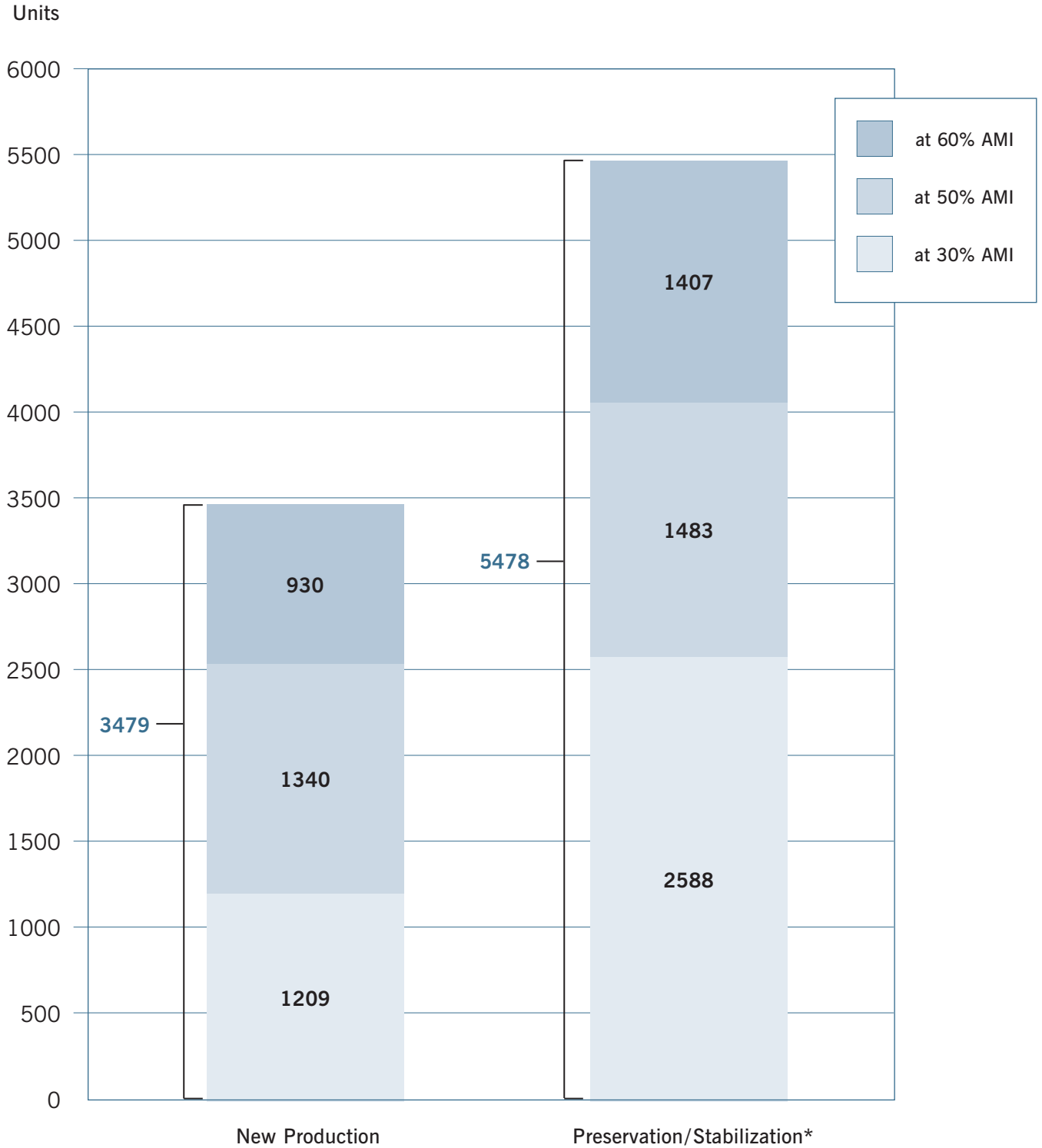
**Affordable Units
with Financing Closed**
@30% | @50% | @60%
AMI | AMI | AMI

COUNTY	CITY	PROPERTY	@30% AMI	@50% AMI	@60% AMI	
Dakota	Burnsville	Andrew's Pointe.....		57		
Dakota	Lakeville	Lakeville Court Apartments.....		52		
Hennepin	Brooklyn Park	7300 65th Ave North.....		2		
Hennepin	Crystal	Bass Lake Road Apartments		4		
*Hennepin	Hopkins	Hopkins Village Apartments, A L.p.	64	97		
Scott	Belle Plaine	Cardinal Ridge Apartments			24	
Washington	Stillwater	Charter Oak Townhomes.....		60		
Preservation/Stabilization of Existing Units: Rental			64	272	24	360
GRAND TOTAL			64	442	53	559
Conversions to market rate.....						None reported

* Senior housing

MINNEAPOLIS 2002–2011

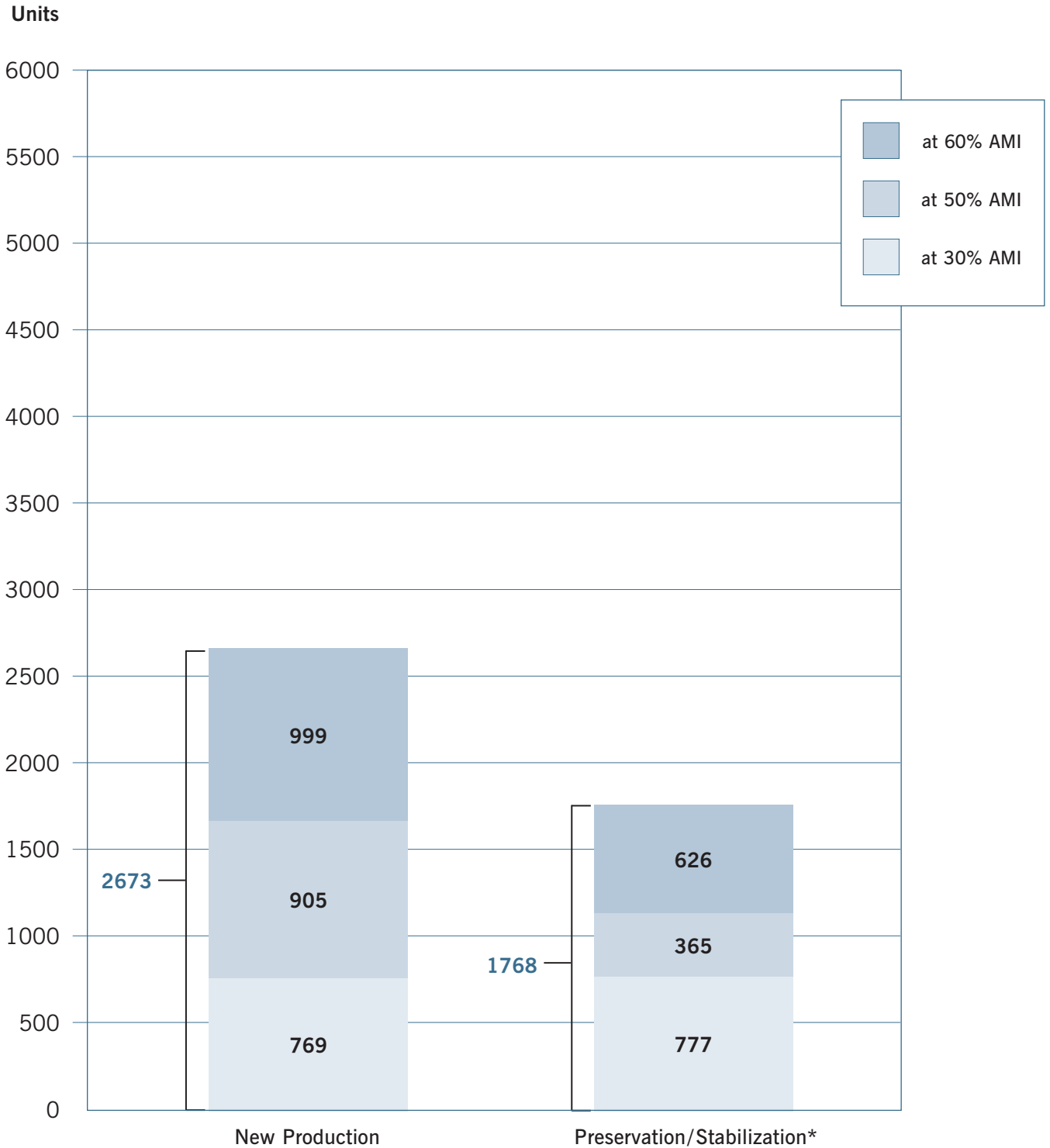
Affordable Units with Financing Closed: 2002–2011



* The need for preservation/stabilization of existing properties varies considerably from year to year. Factors that affect the timing of resources needed for this purpose include the age and condition of properties, the expiration date of use restrictions, etc.

SAINT PAUL 2002–2011

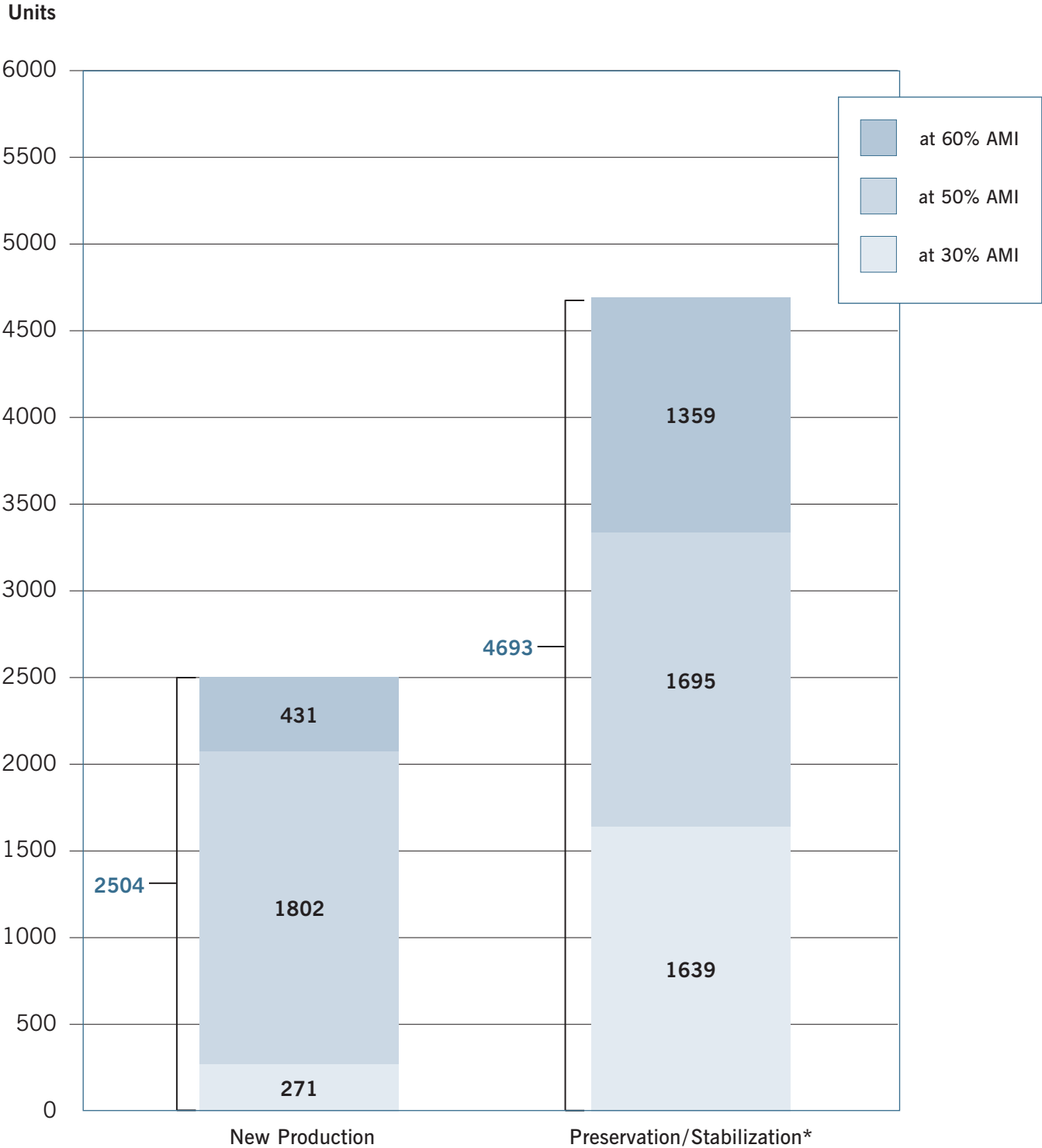
Affordable Units with Financing Closed: 2002–2011



* The need for preservation/stabilization of existing properties varies considerably from year to year. Factors that affect the timing of resources needed for this purpose include the age and condition of properties, the expiration date of use restrictions, etc.

SUBURBAN METRO 2004–2011

Affordable Units with Financing Closed: 2002–2011



* The need for preservation/stabilization of existing properties varies considerably from year to year. Factors that affect the timing of resources needed for this purpose include the age and condition of properties, the expiration date of use restrictions, etc.
Updated December 2012—For most current Housing Counts information, please visit www.housinglink.org.

2010
HOUSING COUNTS



MINNEAPOLIS 2010

	Affordable Units with Financing Closed			
	@30% AMI	@50% AMI	@60% AMI	
New Production: Rental				
Clare Midtown.....		26	19	
Gateway Lofts (fka Broadway Apartments)	31	10		
Lyndale Green		14	49	
Nicollet Square.....	42			
*Nokomis Senior Housing.....		16		
*Thomas T. Feeney Manor	48			
New Production: Rental	121	66	68	255
New Production: Homeownership				
Condo/City of Lakes Community Land Trust.....		1		
Single Family/City of Lakes Community Land Trust.....		8		
Single Family/Habitat for Humanity.....		7		
New Production: Homeownership	0	16	0	16
Preservation/Stabilization: Rental				
2022 2nd Avenue South			3	
3631 Penn Avenue North.....	2	4		
Alliance Scattered Site Rehabilitation.....	17	12		
Exodus Redeemer		3	9	
Many Rivers East.....		27	10	
Nicollet Towers.....			306	
PPL Foreclosure Redirection		4		
Riverside Plaza.....		669	505	
Whittier Cooperative.....		45		
Preservation/Stabilization of Existing Units: Rental	19	764	833	1616
GRAND TOTAL	140	846	901	1887
Demolitions in Minneapolis (includes affordable and market rate units)				318

* Senior housing

SAINT PAUL 2010

	Affordable Units with Financing Closed			
	@30% AMI	@50% AMI	@60% AMI	
New Production: Rental	0	0	0	0
New Production: Homeownership				
Herbert's Landing Townhomes/Habitat for Humanity		6		
Rondo Community Land Trust.....		1	2	
Townhomes/Habitat for Humanity.....		6		
New Production: Homeownership	0	13	2	15
Preservation/Stabilization: Rental				
American House (Wilder Foundation).....			69	
Kimball Court.....			75	
Lexington Commons.....		48		
Minnesota Place	14	63		
Minnesota Vistas		12	48	
Renaissance Box	14	56		
The Terraces		4	19	
Preservation/Stabilization of Existing Units: Rental	28	183	211	422
GRAND TOTAL	28	196	213	437
Demolitions in Saint Paul (includes affordable and market rate units)				171

SUBURBAN METRO 2010

New Production: Rental

COUNTY	CITY	PROPERTY	Affordable Units with Financing Closed			
			@30% AMI	@50% AMI	@60% AMI	
Dakota	Apple Valley	Quarry View.....		45		
*Dakota	Burnsville	Valley Ridge		80		
*Dakota	Farmington	Vermillion Crossing		61		
*Dakota	South Saint Paul	Thompson Heights		54		
Hennepin	Wayzata	Boulevard Apartments	2	4		
*Ramsey	Maplewood	Century Trails		40		
*Washington	Forest Lake	TrailSide Senior Housing.....		56	14	
*Washington	Oakdale	Cypress Senior Living.....			39	
New Production: Rental			2	340	53	395

New Production: Homeownership

Anoka	Columbia Heights	Single Family/Habitat for Humanity		3		
Anoka	Ramsey	Ramsey Town Center Gardens Townhomes/ Habitat for Humanity.....		3		
Anoka	Saint Francis	Townhome/Habitat for Humanity		1		
Carver	Chaska	Single Family/Carver County Community Land Trust...		1		
Carver	Chaska	Single Family/Habitat for Humanity.....		3		
Carver	Victoria	Townhome/Carver County Community Land Trust			1	
Carver	Waconia	Duplex/Carver County Community Land Trust.....		1		
Dakota	West Saint Paul	Townhome/Habitat for Humanity		1		
Hennepin	Brooklyn Center	Single Family/Habitat for Humanity		1		
Hennepin	Brooklyn Park	Single Family/Homes within Reach		1	1	
Hennepin	Brooklyn Park	Single Family/Habitat for Humanity		1		
Hennepin	Edina	Single Family/Homes within Reach		1		
Hennepin	Hopkins	Single Family/Habitat for Humanity		1		
Hennepin	Maple Grove	Single Family/Homes within Reach		1		
Hennepin	Minnetonka	Single Family/Homes within Reach		1	2	
Hennepin	Richfield	Single Family/Homes within Reach		1		
Hennepin	Richfield	Townhome/Habitat for Humanity		1		
Hennepin	Saint Louis Park	Single Family/Homes within Reach			1	
Ramsey	Shoreview	Townhome/Habitat for Humanity		1		
Ramsey	White Bear Lake	Townhome/Habitat for Humanity		1		
Scott	Prior Lake	Townhome/Habitat for Humanity		1		
Scott	Shakopee	Townhome/Habitat for Humanity		1		
Washington	Oakdale	Red Oak Preserve Townhomes/ Habitat for Humanity.....		10		
Washington	Oakdale	Single Family/Two Rivers Community Land Trust			1	
New Production: Homeownership			0	36	6	42

Suburban Metro 2010 continued on next page

* Senior housing

Updated December 2012—For most current Housing Counts information, please visit www.housinglink.org.

SUBURBAN METRO 2010

Preservation/Stabilization: Rental

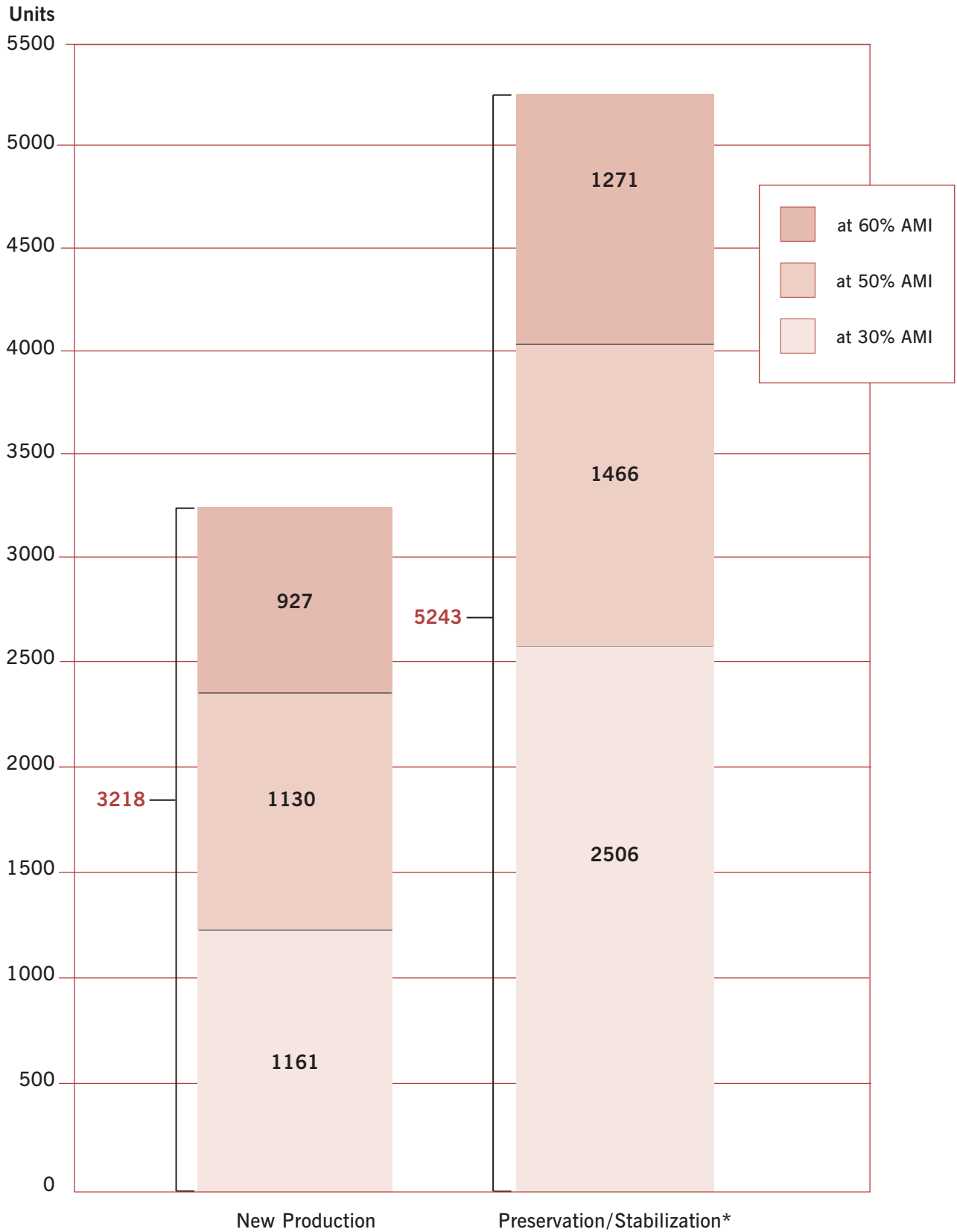
Affordable Units
with Financing Closed

@30% AMI	@50% AMI	@60% AMI
-------------	-------------	-------------

COUNTY	CITY	PROPERTY	@30% AMI	@50% AMI	@60% AMI	
Anoka	Anoka	Sunny Acres Estates.....	52			
Anoka	Blaine	Northgate Woods		75		
Anoka	Coon Rapids	Tralee Terrace.....	2	1	65	
Dakota	Apple Valley	Hayes		4		
Dakota	Rosemount	Park Place		36		
Hennepin	Champlin	Champlin Drive Apartments		6	65	
Hennepin	Golden Valley	Dover Hill		234		
Hennepin	Golden Valley	Medley Park	30			
Hennepin	St. Louis Park	Louisiana Court.....	129			
Ramsey	Mounds View	Silver Lake Commons			10	
Ramsey	Roseville	Centennial Gardens East & West			145	
Ramsey	Roseville	Sienna Green I	67	36		
Scott	Jordan	Britland Apartments		24		
Washington	Oakdale	Granada Lake Townhomes		64		
Washington	Oakdale	Washington County Transitional Housing.....	6			
Preservation/Stabilization of Existing Units: Rental			286	480	285	1051
GRAND TOTAL			288	856	344	1488
Conversions to market rate.....			None reported			

MINNEAPOLIS 2002–2010

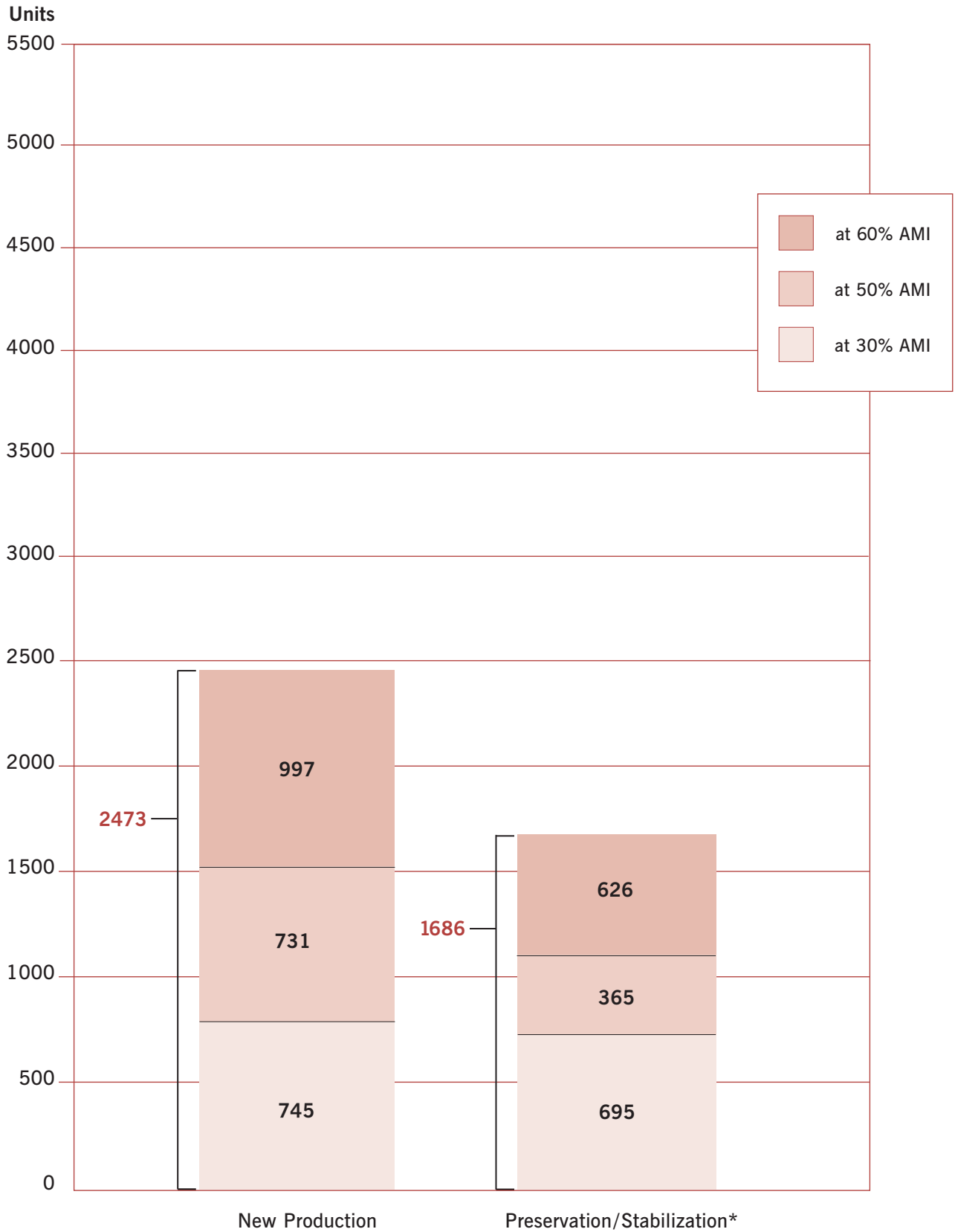
Affordable Units with Financing Closed: 2002–2010



* The need for preservation/stabilization of existing properties varies considerably from year to year. Factors that affect the timing of resources needed for this purpose include the age and condition of properties, the expiration date of use restrictions, etc.

SAINT PAUL 2002–2010

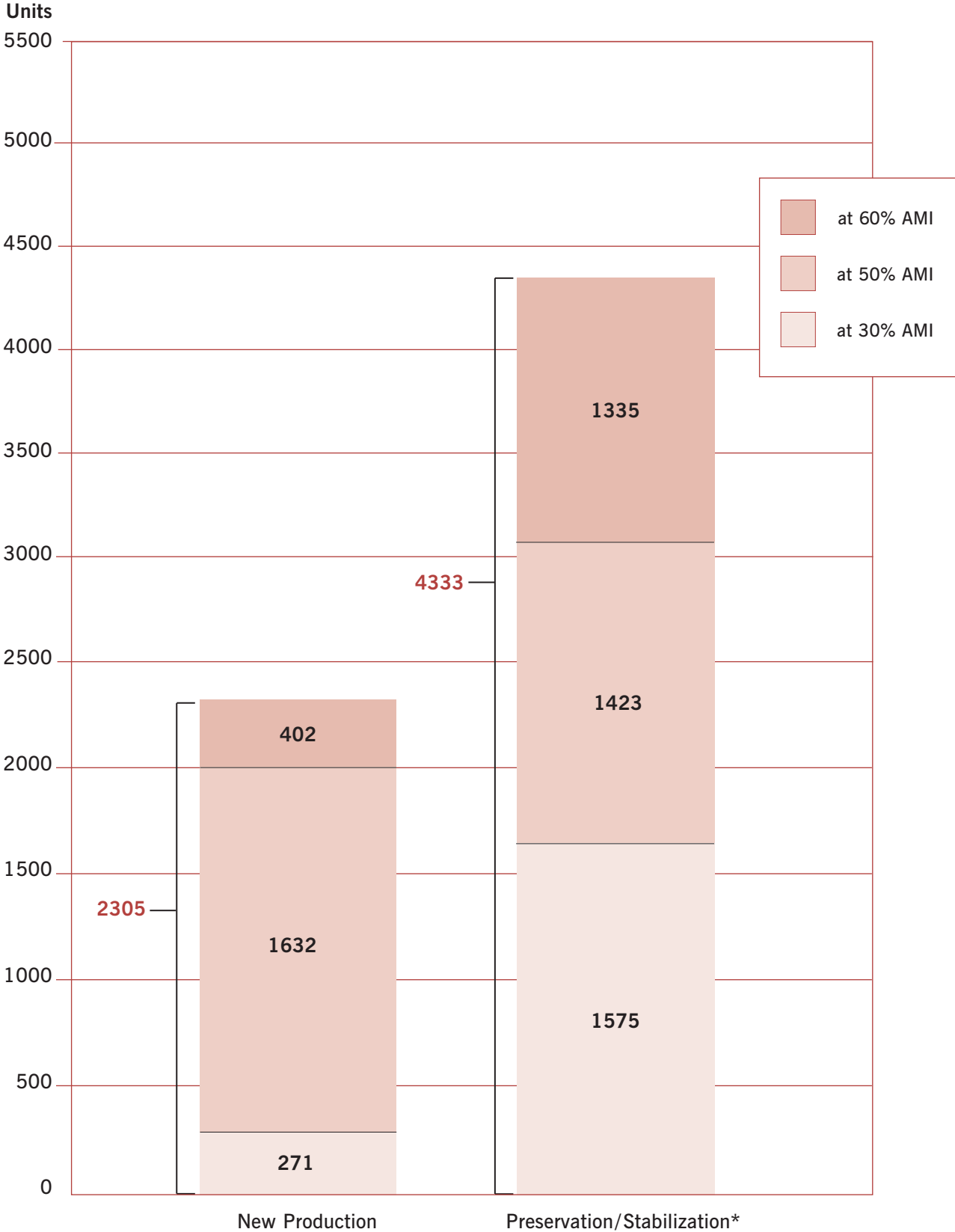
Affordable Units with Financing Closed: 2002–2010



* The need for preservation/stabilization of existing properties varies considerably from year to year. Factors that affect the timing of resources needed for this purpose include the age and condition of properties, the expiration date of use restrictions, etc.

SUBURBAN METRO 2004–2010

Affordable Units with Financing Closed: 2002–2010



* The need for preservation/stabilization of existing properties varies considerably from year to year. Factors that affect the timing of resources needed for this purpose include the age and condition of properties, the expiration date of use restrictions, etc.
Updated December 2012—For most current Housing Counts information, please visit www.housinglink.org.

2009 HOUSING COUNTS



MINNEAPOLIS 2009

	Affordable Units with Financing Closed			
	@30% AMI	@50% AMI	@60% AMI	
New Production: Rental				
Alliance Addition	55	6		
Audubon Crossing.....	6	24		
Becklund Outreach, Inc. aka/Elliott House	3			
*Bii Di Gain Dash Anwebi Elder Housing	48			
Creekside Commons.....	6	24		
LSS Park Avenue Apartments.....	10			
New Production: Rental	128	54	0	182
New Production: Homeownership				
Artist Cluster Minnesota Housing MURL			1	
Single Family/City of Lakes Community Land Trust.....		5	4	
Single Family/Habitat for Humanity.....		2		
Van Cleve Multifamily scattered site/Habitat for Humanity.....		5		
New Production: Homeownership	0	12	5	17
Preservation/Stabilization: Rental				
Abbott View	21			
Bridge Center for Youth	18			
Buri Manor.....		38		
Exodus Hotel.....	93			
Fremont Flats.....	10			
Healing Spirit House	4			
Hope Block Stabilization.....	2	14		
Incarnation House.....	15			
*Little Earth (Phase V).....	40			
Olson Towne Homes	92			
Park Plaza Apartments.....	76	58		
PPL Southside Recapitalization	2	46		
Preservation/Stabilization of Existing Units: Rental.....	373	156	0	529
GRAND TOTAL	501	222	5	728
Demolitions in Minneapolis (includes affordable and market rate units)				239

* Senior housing

Updated August 2010—For most current Housing Counts information, please visit www.housinglink.org.

SAINT PAUL 2009

	Affordable Units with Financing Closed			
	@30% AMI	@50% AMI	@60% AMI	
New Production: Rental	0	0	0	0
New Production: Homeownership				
Dale Street multifamily scattered site/Habitat for Humanity		7		
Single Family Purchase Rehab Program/Dayton's Bluff.....	2			
Single Family/Habitat for Humanity		2		
New Production: Homeownership	2	9	0	11
Preservation/Stabilization: Rental				
Grotto Place			6	
Hanover Townhomes.....		96		
Saint Philip's Gardens	41			
Preservation/Stabilization of Existing Units: Rental	41	96	6	143
GRAND TOTAL	43	105	6	154
Demolitions in Saint Paul (includes affordable and market rate units)				118

SUBURBAN METRO 2009**New Production: Rental****Affordable Units
with Financing Closed**

@30% AMI	@50% AMI	@60% AMI	
-------------	-------------	-------------	--

COUNTY	CITY	PROPERTY	@30% AMI	@50% AMI	@60% AMI	
Dakota	Eagan	Lincoln Place.....		24		
Dakota	Lakeville	Meadowlark Townhomes.....		25	15	
Hennepin	Bloomington	Penelope 35–2 Apartments	36			
Hennepin	Crystal	LWV Lodge III, LLC.....	9	3		
Ramsey	White Bear Lake	Hoffman Place.....		60		
New Production: Rental			45	112	15	172
New Production: Homeownership						
Carver	Chaska	Single Family/Habitat for Humanity		1		
Hennepin	Brooklyn Park	Single Family/Habitat for Humanity		1		
Hennepin	Crystal	Single Family/Habitat for Humanity		1		
Hennepin	Eden Prairie	Single Family/Homes within Reach.....			2	
Hennepin	Edina	Single Family/Homes within Reach.....			2	
Hennepin	Minnetonka	Single Family/Homes within Reach.....		2	2	
Hennepin	Saint Louis Park	Single Family/Homes within Reach.....			2	
Ramsey	Ramsey	Ramsey multifamily scattered site/ Habitat for Humanity.....		12		
Ramsey	White Bear Lake	Single Family/Habitat for Humanity		1		
Scott	Savage	Single Family/Habitat for Humanity		1		
Washington	Oakdale	Red Oak Preserve multifamily scattered site/ Habitat for Humanity.....		10		
New Production: Homeownership			0	29	8	37
Preservation/Stabilization: Rental						
COUNTY	CITY	PROPERTY	@30% AMI	@50% AMI	@60% AMI	
Dakota	Burnsville	Chancellor Manor.....		186	14	
*Dakota	South Saint Paul	John Carroll Apartments	165			
Hennepin	Brooklyn Center	Ewing Square Townhomes		10	12	
Ramsey	Maplewood	Maple Pond Homes			168	
*Ramsey	Roseville	Roseville Seniors			127	
Hennepin	Prior Lake	Prior Manor.....	40			
Washington	Saint Paul Park	Washington County scattered site	56			
Preservation/Stabilization of Existing Units: Rental			261	196	321	778
GRAND TOTAL			306	337	344	987

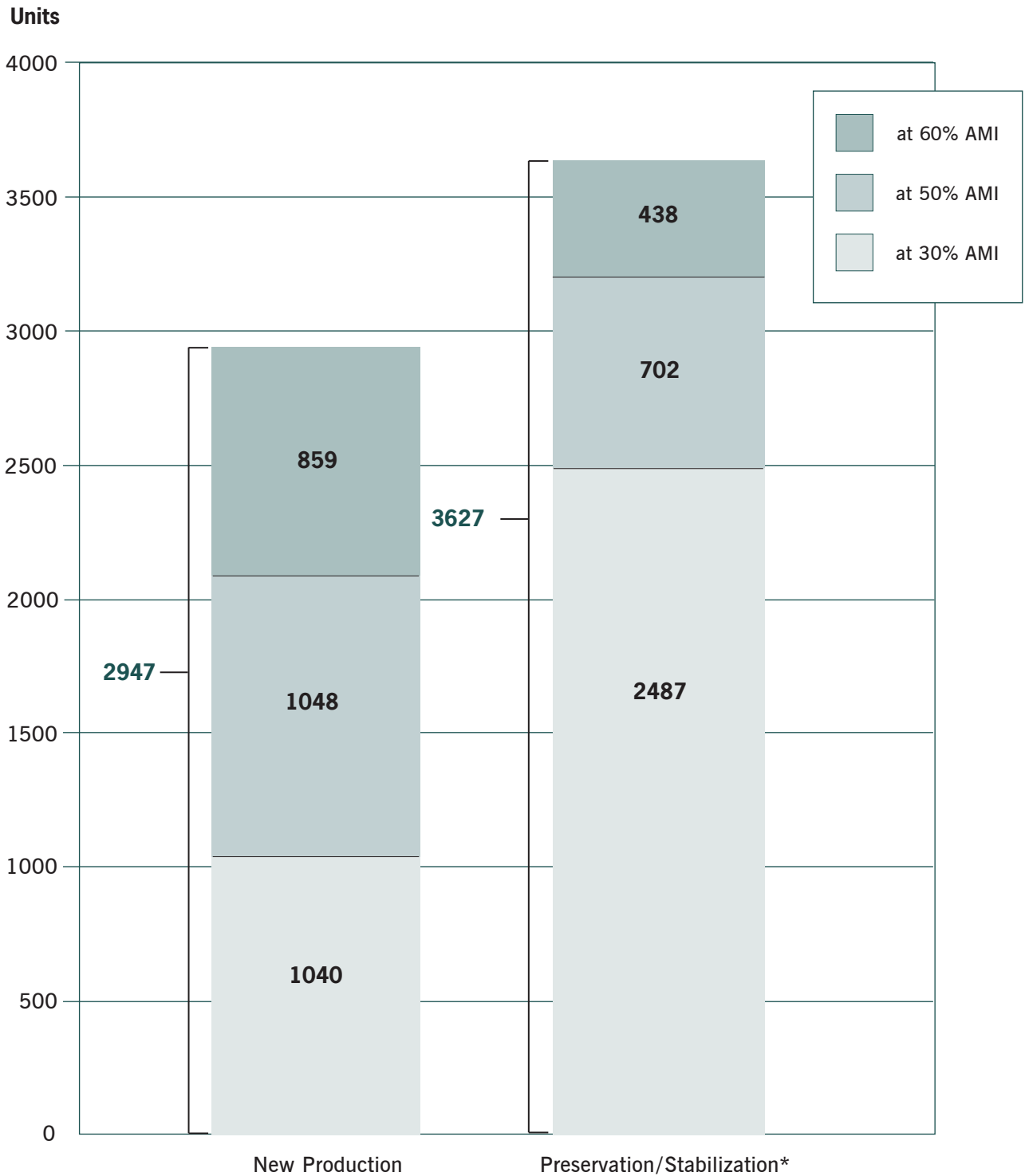
Conversions to market rate	None reported
---	----------------------

* Senior housing

Updated August 2010—For most current Housing Counts information, please visit www.housinglink.org.

MINNEAPOLIS 2002–2009

Affordable Units with Financing Closed: 2002–2009

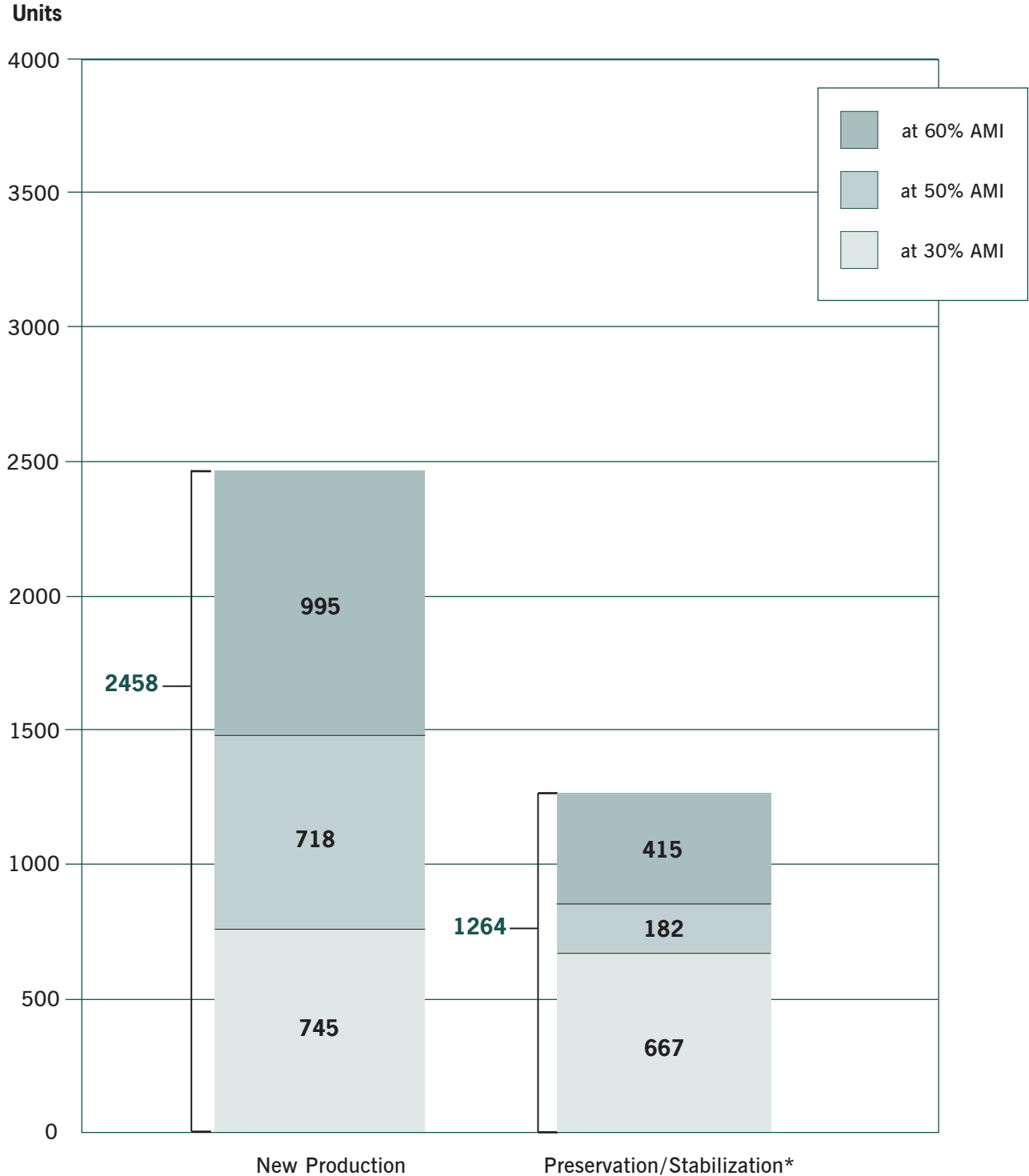


* The need for preservation/stabilization of existing properties varies considerably from year to year. Factors that affect the timing of resources needed for this purpose include the age and condition of properties, the expiration date of use restrictions, etc.

Note: 2009 Housing Counts graphs updated August 2011. New production totals for graphs in the originally published 2009 Housing Counts (August 2010) did not include homeownership units. Those units have been added into this updated version in order to reflect a complete total. For most current Housing Counts information, please visit www.housinglink.org.

SAINT PAUL 2002–2009

Affordable Units with Financing Closed: 2002–2009

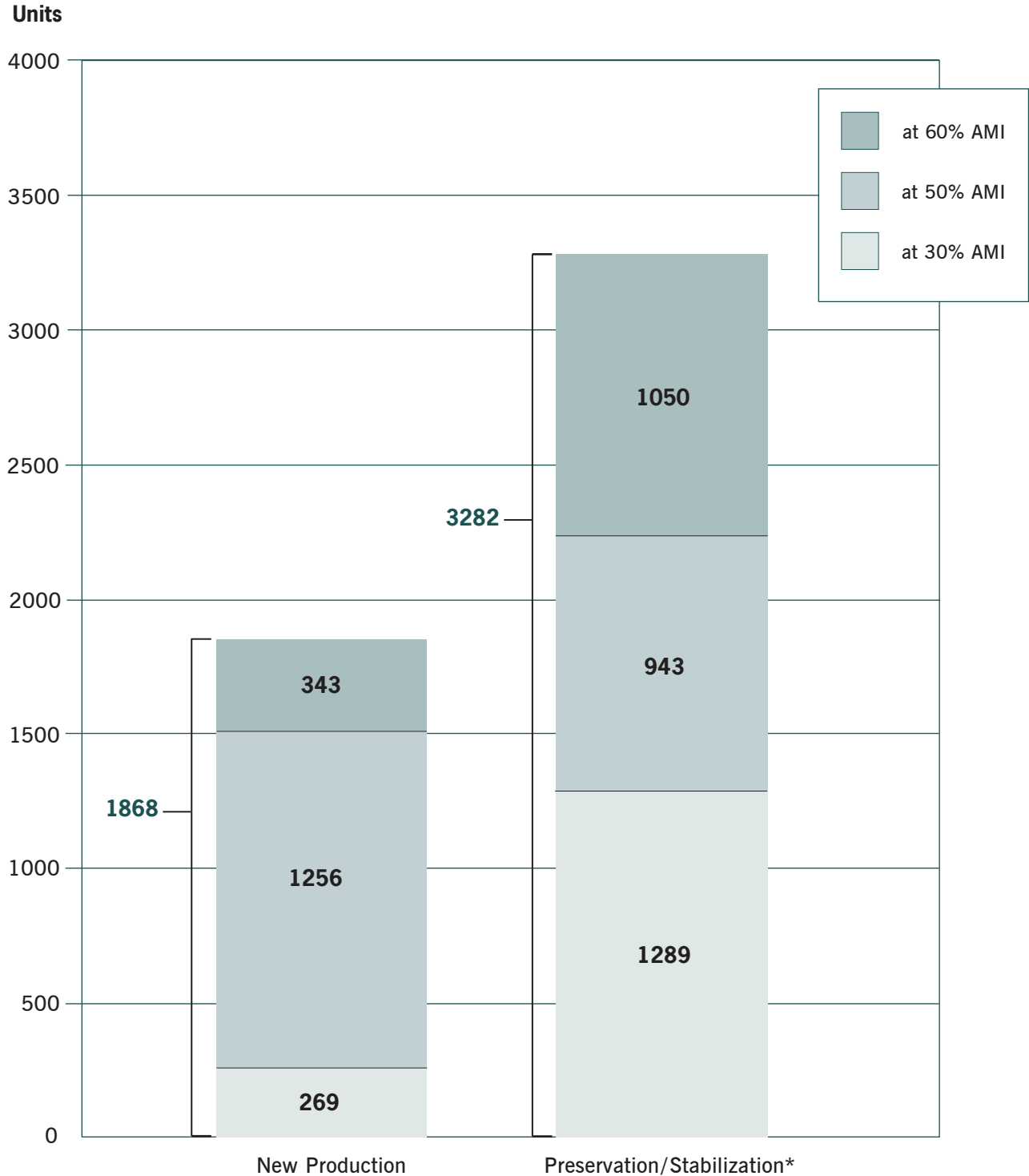


* The need for preservation/stabilization of existing properties varies considerably from year to year. Factors that affect the timing of resources needed for this purpose include the age and condition of properties, the expiration date of use restrictions, etc.

Note: 2009 Housing Counts graphs updated August 2011. New production totals for graphs in the originally published 2009 Housing Counts (August 2010) did not include homeownership units. Those units have been added into this updated version in order to reflect a complete total. For most current Housing Counts information, please visit www.housinglink.org.

SUBURBAN METRO 2004-2009

Affordable Units with Financing Closed: 2004-2009



* The need for preservation/stabilization of existing properties varies considerably from year to year. Factors that affect the timing of resources needed for this purpose include the age and condition of properties, the expiration date of use restrictions, etc.

Note: 2009 Housing Counts graphs updated August 2011. New production totals for graphs in the originally published 2009 Housing Counts (August 2010) did not include homeownership units. Those units have been added into this updated version in order to reflect a complete total. For most current Housing Counts information, please visit www.housinglink.org.

2008 HOUSING COUNTS



MINNEAPOLIS 2008

	Affordable Units with Financing Closed			
	@30% AMI	@50% AMI	@60% AMI	
New Production: Rental				
CRS Permanent Re-Entry Housing/Penn Avenue Apartments.....	8		3	
Van Cleve Apartments West (Phase II).....	12	38		
New Production: Rental	20	38	3	61
New Production: Homeownership				
Condo/City of Lakes Community Land Trust			3	
Greenway Townhomes		5		
Nokoma Cooperative			19	
Single Family/City of Lakes Community Land Trust.....		12	1	
Single Family/Greater Metropolitan Housing Corporation		4	3	
Single Family/Habitat for Humanity.....		3		
Single Family/Northside Neighborhood Housing Services			1	
New Production: Homeownership	0	24	27	51
Preservation/Stabilization: Rental				
Blue Goose Apartments/Family Tree Cooperative		8	30	
Dillon Apartments.....	31			
Echo Flats/fka Whittier "e"		16	4	
North Haven Apartments.....	3	1		
Preservation/Stabilization of Existing Units: Rental	34	25	34	93
GRAND TOTAL	54	87	64	205
Demolitions in Minneapolis (includes affordable and market rate units)				244

SAINT PAUL 2008

	Affordable Units with Financing Closed			
	@30% AMI	@50% AMI	@60% AMI	
New Production: Rental				
*Carty Heights	50			
Sankofa Apartments.....	16			
YWCA Cleveland-Saunders Supportive Housing.....			11	
New Production: Rental	66	0	11	77
New Production: Homeownership				
Rondo Community Land Trust.....			3	
Single Family Purchase Rehab Program/Dayton's Bluff			2	
Single Family Rehab Program/Greater Frogtown CDC.....			1	
Single Family/Habitat for Humanity		4		
Townhome/Habitat for Humanity.....		1		
New Production: Homeownership	0	5	6	11
Preservation/Stabilization: Rental				
Delancey and Selby Stone Apartments.....	13	12	12	
Rivertown Commons—Saint Paul			139	
Preservation/Stabilization of Existing Units: Rental	13	12	151	176
GRAND TOTAL	79	17	168	264
Demolitions in Saint Paul (includes affordable and market rate units)				153

* Senior housing

SUBURBAN METRO 2008

New Production: Rental

COUNTY	CITY	PROPERTY	Affordable Units with Financing Closed			
			@30% AMI	@50% AMI	@60% AMI	
Anoka	Lino Lakes	Lakewood Apartments		60		
Carver	Waconia	InterLaken Place		48		
Dakota	Farmington	Twin Ponds Townhomes		25		
Dakota	Rosemount	Waterford Commons.....		23		
Hennepin	Bloomington	The Crossings at Valley View.....	4	46		
Hennepin	Maple Grove	Maple Grove scattered site rental.....		2		
Hennepin	Maple Grove	Maple Village.....		54		
*Hennepin	Robbinsdale	Robbins Way Apartments.....		36		
Ramsey	Maplewood	Trails Edge Townhomes		48		
Washington	Oakdale	Red Oak Preserve.....		29		
New Production: Rental			4	371	0	375
New Production: Homeownership						
Anoka	Anoka	Single Family/Habitat for Humanity		1		
Carver	Chaska	Chaska Community Land Trust.....			3	
Carver	Chaska	Single Family/Habitat for Humanity		2		
Dakota	Hastings	Single Family/Habitat for Humanity		4		
Hennepin	Brooklyn Park	Single Family/Habitat for Humanity		3		
Hennepin	Columbia Heights	Single Family/Greater Metropolitan Housing Corporation.....	1			
Hennepin	Eden Prairie	Single Family/Homes within Reach			2	
Hennepin	Edina	Single Family/Homes within Reach			1	
Hennepin	Maple Grove	Single Family/Homes within Reach			1	
Hennepin	Minnetonka	Townhomes/Homes within Reach			3	
Hennepin	Minnetonka	Single Family/Homes within Reach			1	
Hennepin	New Hope	Single Family/Homes within Reach			1	
Hennepin	Richfield	Single Family/Habitat for Humanity		2		
Hennepin	Richfield	Single Family/Homes within Reach			2	
Hennepin	Saint Louis Park	Single Family/Homes within Reach			1	
Hennepin	Plymouth	Townhomes/Habitat for Humanity.....		4		
Ramsey	New Brighton	Single Family/Greater Metropolitan Housing Corporation.....		1		
Ramsey	Ramsey	Townhomes/Habitat for Humanity.....		9		
Washington	Bayport	Single Family/Habitat for Humanity		1		
Washington	Saint Paul Park	Single Family/Habitat for Humanity		2		
Washington	Woodbury	Bailey's Arbor multifamily scattered site/ Habitat for Humanity.....		3		
Washington	Woodbury	Hazel Trail multifamily scattered site/ Habitat for Humanity.....		5		
New Production: Homeownership			1	37	15	53

Suburban Metro 2008 continued on next page

* Senior housing

Updated August 2009—For most current Housing Counts information, please visit www.housinglink.org.

SUBURBAN METRO 2008

Preservation/Stabilization: Rental

**Affordable Units
with Financing Closed**

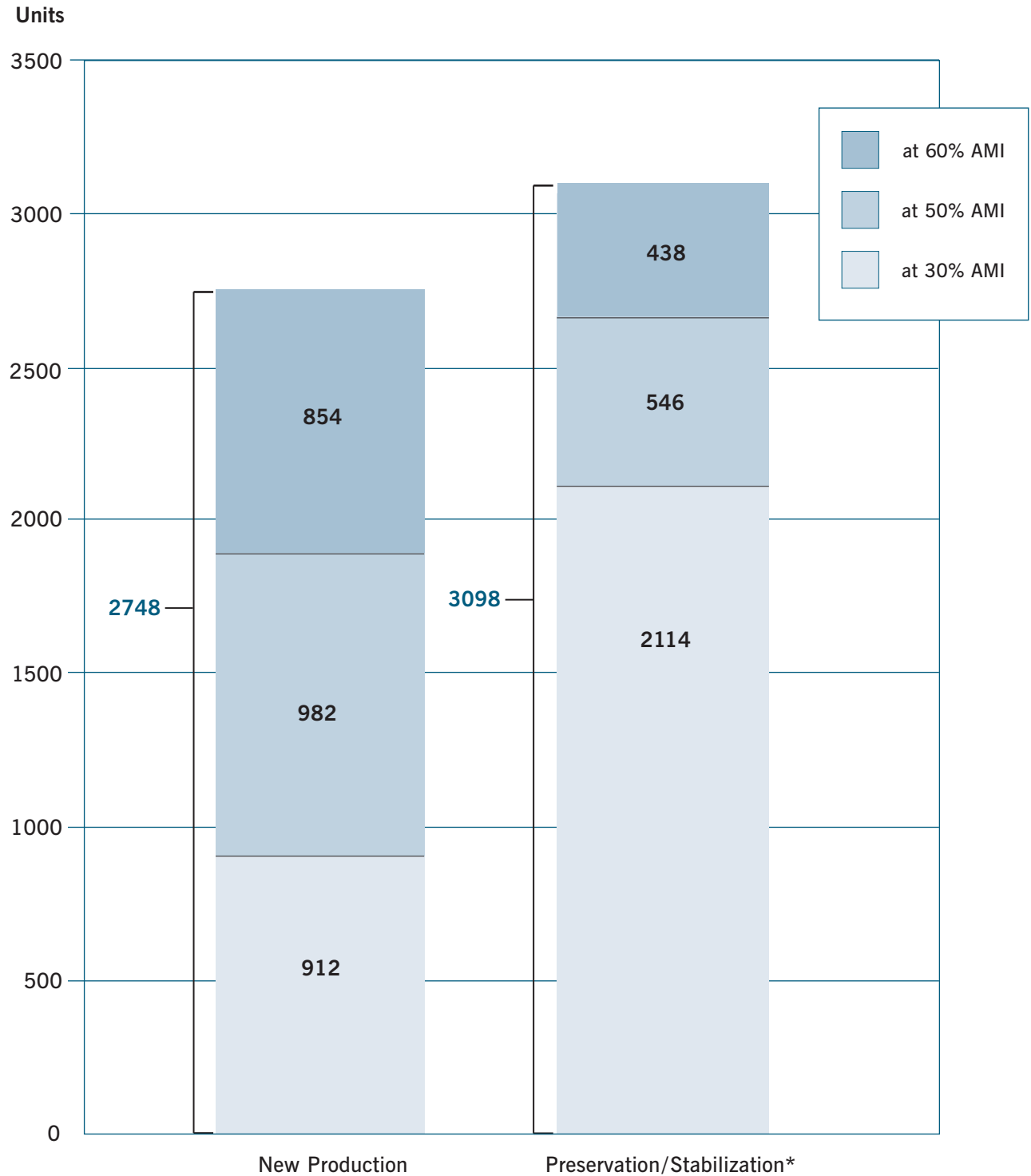
@30%	@50%	@60%
AMI	AMI	AMI

COUNTY	CITY	PROPERTY	@30% AMI	@50% AMI	@60% AMI	
Dakota	Burnsville	Cliff Hill Townhouses		32		
Scott	New Prague	Westgate		37		
Ramsey	North Saint Paul	Cedarview Commons		204		
Hennepin	Saint Louis Park	Perspectives, Inc.	52			
Hennepin	Saint Louis Park	Wayside House	20			
Preservation/Stabilization of Existing Units: Rental			72	273	0	345
GRAND TOTAL			77	681	15	773
Conversions to market rate						None reported

* Senior housing

MINNEAPOLIS 2002–2008

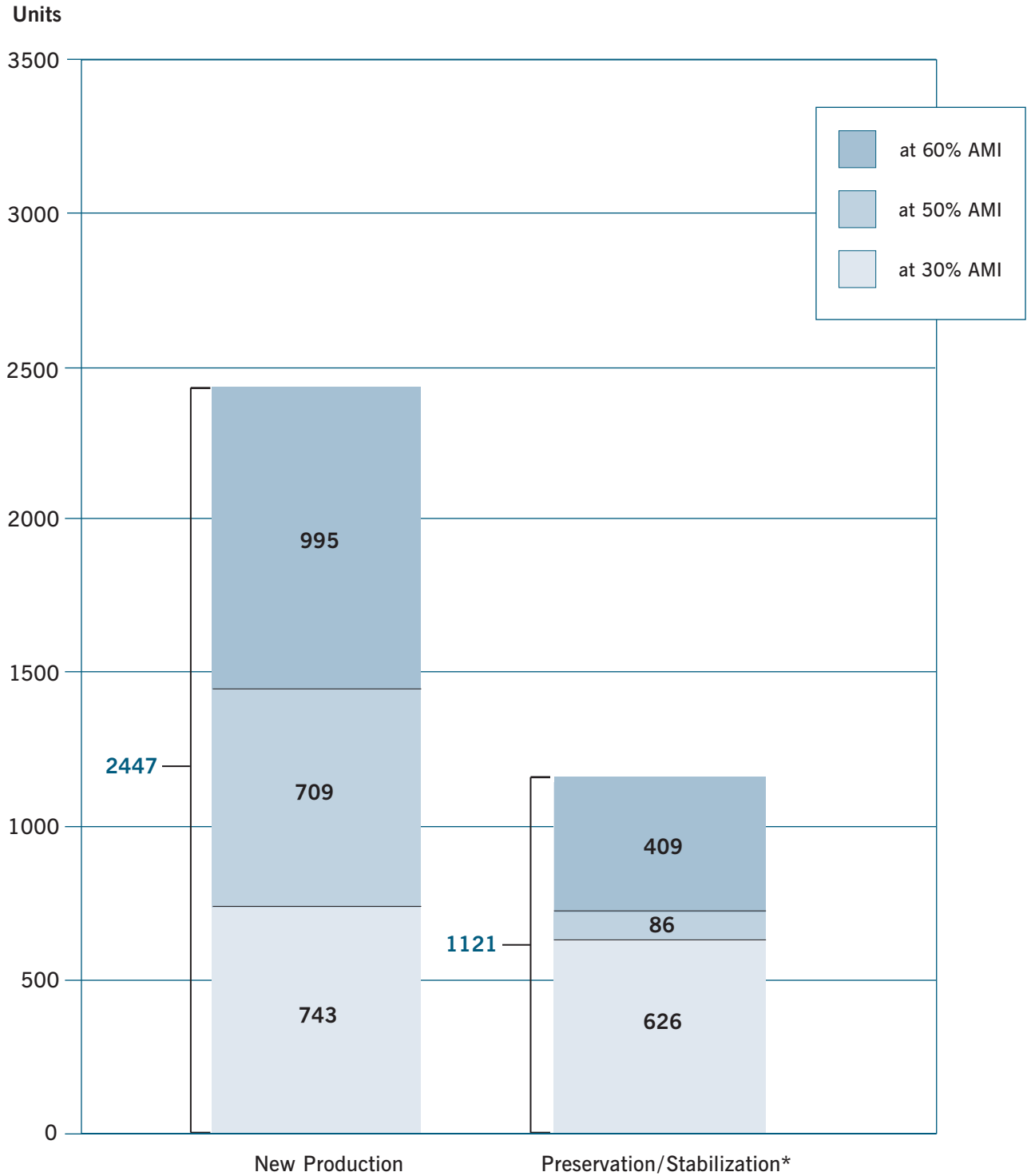
Affordable Units with Financing Closed: 2002–2008



* The need for preservation/stabilization of existing properties varies considerably from year to year. Factors that affect the timing of resources needed for this purpose include the age and condition of properties, the expiration date of use restrictions, etc.

SAINT PAUL 2002–2008

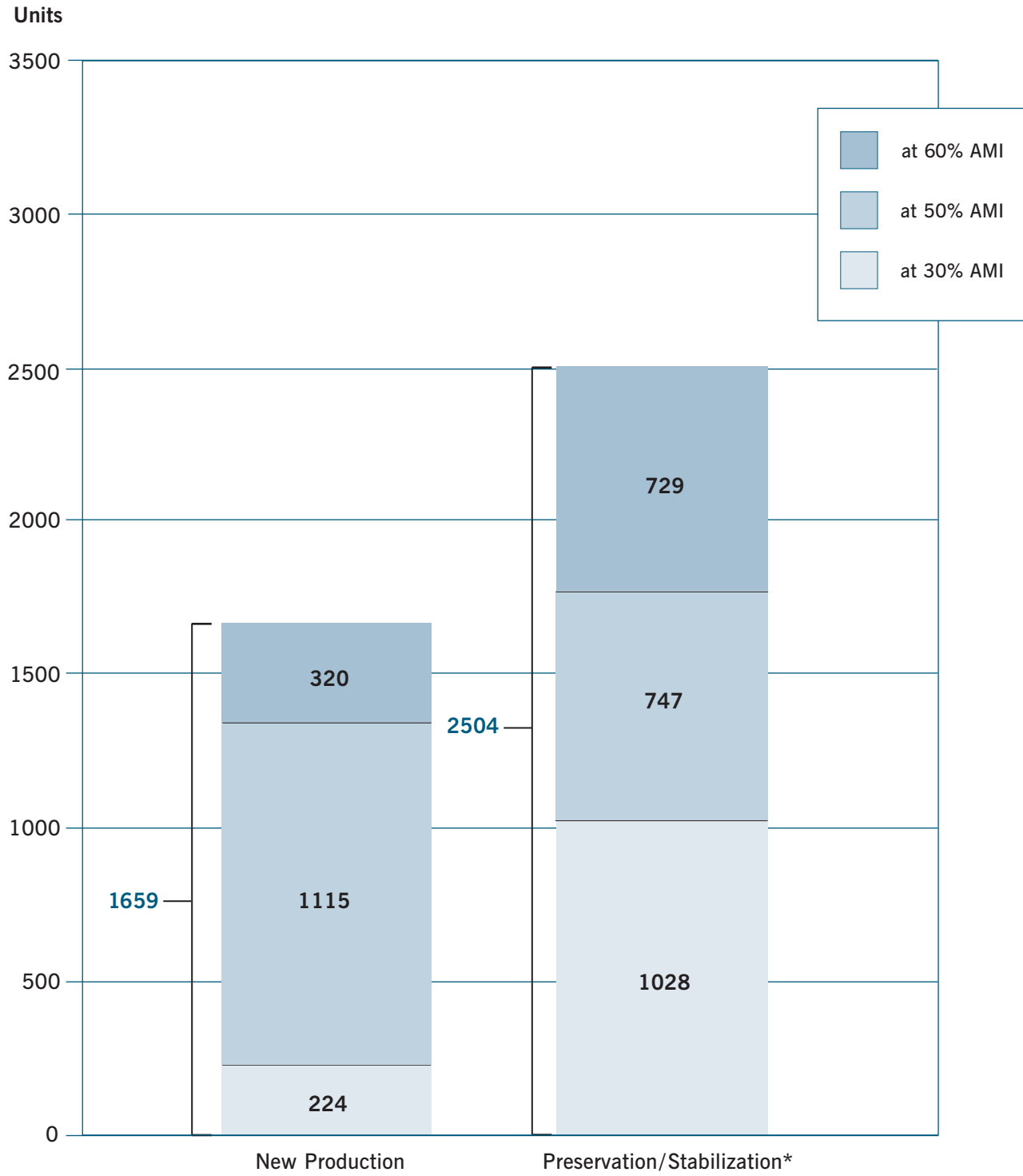
Affordable Units with Financing Closed: 2002–2008



* The need for preservation/stabilization of existing properties varies considerably from year to year. Factors that affect the timing of resources needed for this purpose include the age and condition of properties, the expiration date of use restrictions, etc.

SUBURBAN METRO 2004–2008

Affordable Units with Financing Closed: 2004–2008



* The need for preservation/stabilization of existing properties varies considerably from year to year. Factors that affect the timing of resources needed for this purpose include the age and condition of properties, the expiration date of use restrictions, etc.

2007
HOUSING COUNTS



MINNEAPOLIS 2007

	Affordable Units with Financing Closed			
	@30% AMI	@50% AMI	@60% AMI	
New Production: Rental				
Blaisdell Apartments		31	119	
Bridge Center for Youth	18			
Franklin Gateway (Phase IIB1) Wellstone.....	4	21	12	
LSS Park Avenue Apartments.....	10	38		
Minnehaha Apartments/Vantage Flats		23	14	
Van Cleve Courts Apartments East (Phase I)/Van Cleve Courts (Phase I).....			35	
New Production: Rental	32	113	180	325
New Production: Homeownership				
City of Lakes Community Land Trust		8	4	
Heritage Park/Habitat for Humanity.....		1		
Pokegama North.....		6		
Minneapolis Infill/Habitat for Humanity.....		7		
Structured Independent Living (for homeless veterans)	3	13		
Single Family/Greater Metropolitan Housing Corporation.....		1	1	
New Production: Homeownership	3	36	5	44
Preservation/Stabilization: Rental				
*Fathers Resource Center—Pillsbury Neighborhood South	27			
Project for Pride in Living Southside Recap Project	4	44		
Slater Square/Elliott Park II.....		97	41	
Youth Housing Project/Archdale Apartments; Integrated Housing	30			
Preservation/Stabilization of Existing Units: Rental	61	141	41	243
GRAND TOTAL	96	290	226	612
Demolitions in Minneapolis (includes affordable and market rate units)				169

* Senior housing

SAINT PAUL 2007

	Affordable Units with Financing Closed			
	@30% AMI	@50% AMI	@60% AMI	
New Production: Rental				
Booth Brown House Foyer/Salvation Army Booth Brown House Foyer	25			
Commerce Club Apartments.....	6	6	43	
Phalen Shores			22	
River Pointe Lofts	14	16		
The Winnipeg/Rice Winnipeg	6	1	49	
New Production: Rental	51	23	114	188
New Production: Homeownership				
Single Family/Rondo Community Land Trust		6		
Dale Street Townhomes/Habitat for Humanity		4		
St. Paul Infill/Habitat for Humanity.....		2		
New Production: Homeownership	0	12	0	12
Preservation/Stabilization: Rental				
Eagle's Nest (Women of Nations)/Women of Nations Eagles Nest Shelter	7			
Preservation/Stabilization of Existing Units: Rental	7	0	0	7
Preservation/Stabilization: Homeownership				
West 7th Rehabs/Habitat for Humanity		5		
Preservation/Stabilization of Existing Units: Homeownership	0	5	0	5
GRAND TOTAL	58	35	114	212
Demolitions in Saint Paul (includes affordable and market rate units)				90

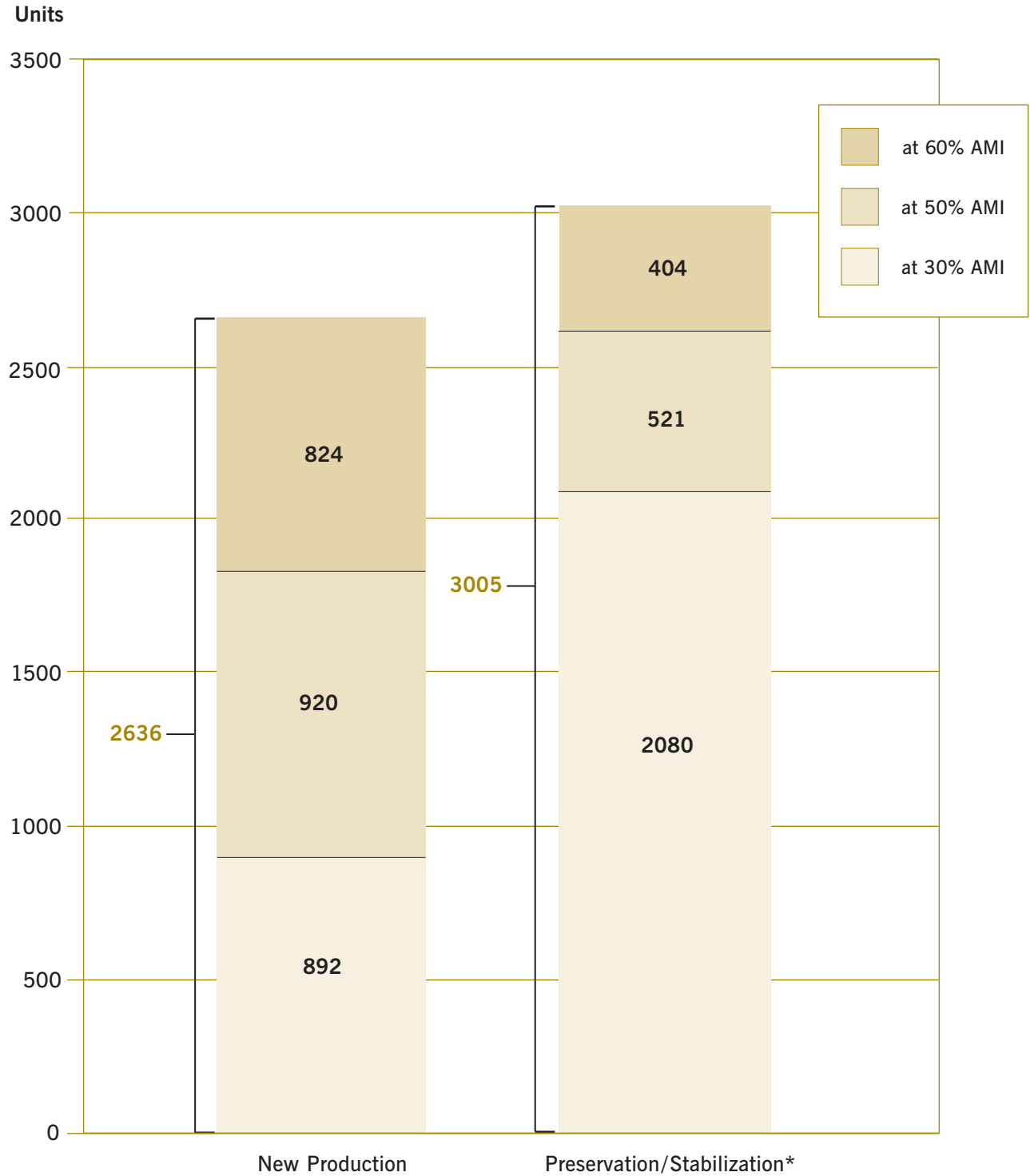
SUBURBAN METRO 2007

New Production: Rental

COUNTY	CITY	PROPERTY	Affordable Units with Financing Closed		
			@30% AMI	@50% AMI	@60% AMI
Carver	Chaska	Clover Field Marketplace/The Sinclair		30	29
*Dakota	Burnsville	Augustana Regent at Burnsville		27	
*Dakota	Eagan	Oakwoods East			22
Dakota	Rosemount	Carbury Hills Townhomes/ Rosemount Family Townhomes		32	
Hennepin	Edina	Interlodge/Spotless Lodge	6		
Hennepin	Rogers	Rogers, Minnesota Supportive Housing Development.....		17	
Ramsey	Vadnais Heights	Willow Ridge Apartments		47	
Scott	Jordan	Jordan Valley Townhomes		44	
Washington	Woodbury	Water's Edge/Sienna Ridge Townhomes.....		41	
*Washington	Woodbury	Woodbury Senior Living Campus/Woodbury Villa		14	
New Production: Rental			6	252	51
New Production: Homeownership					
Anoka	Anoka	Anoka Infill/Habitat for Humanity		2	
Carver	Chanhausen	Chanhausen Infill/Habitat for Humanity		1	
Carver	Chaska	Clover Ridge/Habitat for Humanity.....		3	
Dakota	Hastings	Habitat for Humanity.....		4	
Hennepin	Eden Prairie	Hennepin Village/Homes within Reach.....		1	1
Hennepin	Golden Valley	Single Family/Homes within Reach			1
Hennepin	Mnetonka	Townhome/Homes within Reach			1
Hennepin	Mnetonka	Twinhome/Homes within Reach		1	1
Hennepin	Plymouth	Habitat for Humanity.....		4	
Hennepin	Richfield	Single Family/Greater Metropolitan Housing Corporation			1
Hennepin	St. Louis Park	Homes within Reach			1
Hennepin	Wayzata	Wayzata Village Homes/Habitat for Humanity.....		2	
Ramsey	Maplewood	Maplewood Infill/Habitat for Humanity.....		1	
*Washington	Forest Lake	Birchwood Senior Living Campus/Birchwood Arbors		10	
Washington	Woodbury	Bailey's Arbor/Habitat for Humanity		8	
New Production: Homeownership			0	37	6
Preservation/Stabilization: Rental					
Hennepin	Bloomington	Blooming Glen/Bloomington Glen Townhomes.....		9	41
†Hennepin	Brooklyn Park	Autumn Park/Autumn Ridge Apartments		50	286
†Hennepin	Richfield	Gateway Pointe Apartments/Lynwood Commons			306
Dakota	Rosemount	Rosemount Greens/Rosemount Townhouses		28	
*Washington	Stillwater	Rivertown Commons			96
Preservation/Stabilization of Existing Units: Rental			0	87	729
GRAND TOTAL			6	376	786
Conversions to market rate					10

MINNEAPOLIS 2002–2007

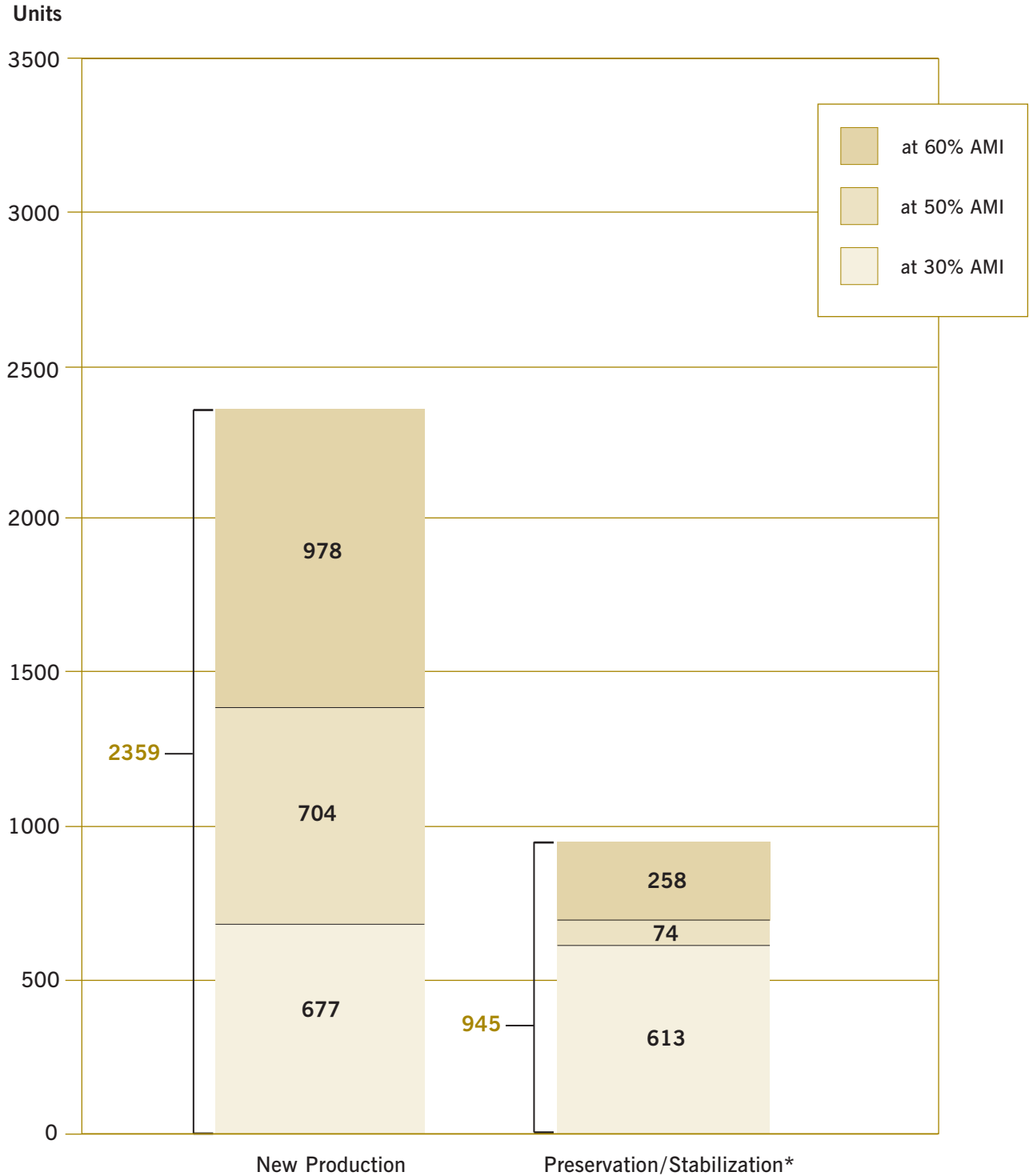
Affordable Units with Financing Closed: 2002–2007



* The need for preservation/stabilization of existing properties varies considerably from year to year. Factors that affect the timing of resources needed for this purpose include the age and condition of properties, the expiration date of use restrictions, etc.
 Updated August 2009—For most current Housing Counts information, please visit www.housinglink.org.

SAINT PAUL 2002–2007

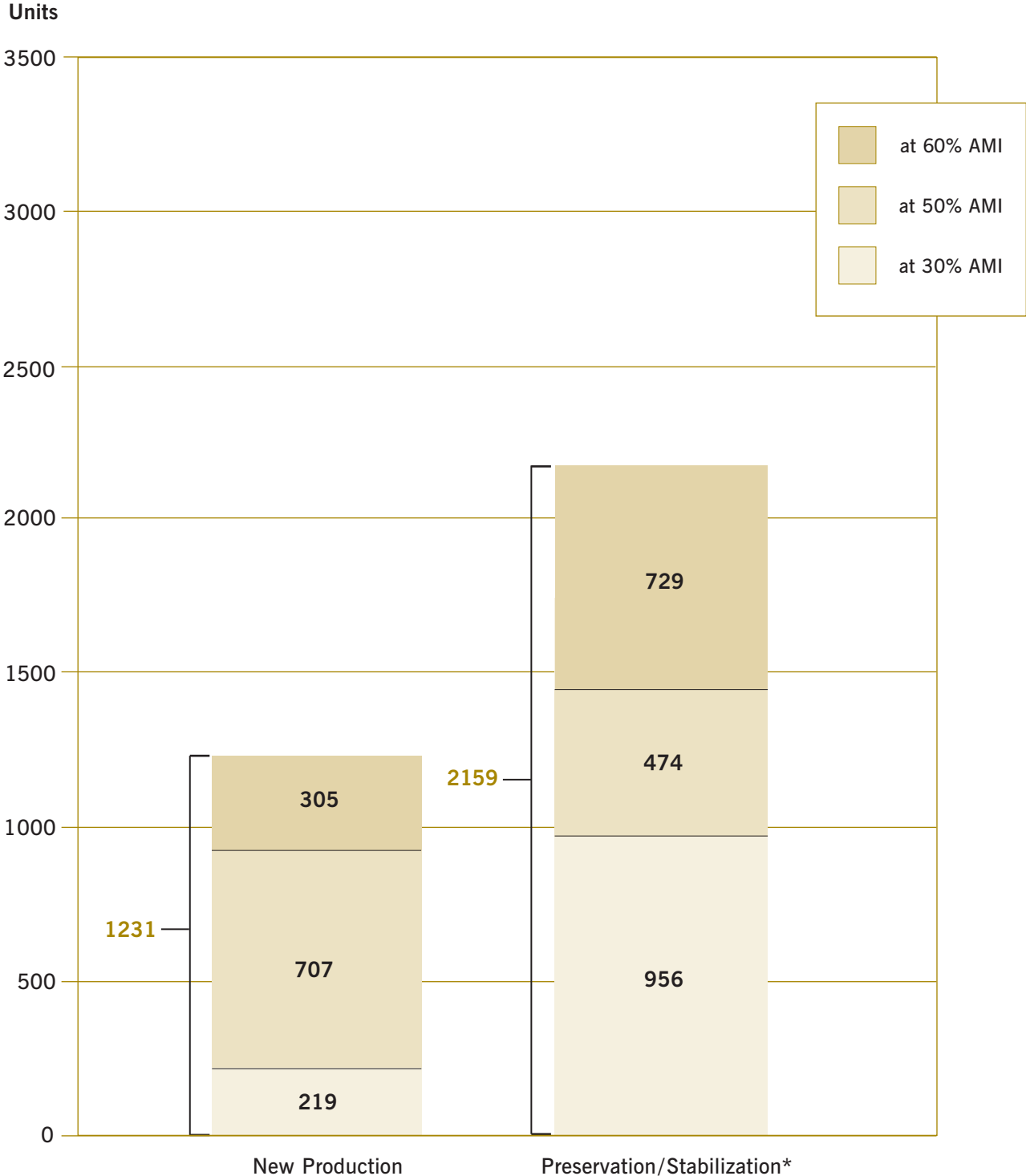
Affordable Units with Financing Closed: 2002–2007



* The need for preservation/stabilization of existing properties varies considerably from year to year. Factors that affect the timing of resources needed for this purpose include the age and condition of properties, the expiration date of use restrictions, etc.
 Updated August 2009—For most current Housing Counts information, please visit www.housinglink.org.

SUBURBAN METRO 2004–2007

Affordable Units with Financing Closed: 2004–2007



* The need for preservation/stabilization of existing properties varies considerably from year to year. Factors that affect the timing of resources needed for this purpose include the age and condition of properties, the expiration date of use restrictions, etc.
Updated August 2009—For most current Housing Counts information, please visit www.housinglink.org.

2006
HOUSING COUNTS



MINNEAPOLIS 2006

	Affordable Units with Financing Closed			
	@30% AMI	@50% AMI	@60% AMI	
New Production: Rental				
Camden Apartments/Camden Apartments; Fact Housing	10	12		
Central Avenue Lofts	8	6	39	
Kingsley Commons/MS Residence and Community Center	21	3		
Ripley Gardens/Queen Care Center	6	32		
* St. Anne's Senior Housing/St. Anne's Assisted Living	4	19	36	
Washington Court Apartments		8	30	
New Production: Rental	49	80	105	234
New Production: Homeownership				
City of Lakes Community Land Trust		4	1	
Eat Street Flats		12		
Habitat for Humanity		19		
Marshall Stacey Townhomes/Ripley Gardens		8		
Private Developers		1		
Urban Village (Track 29 Phase II)			6	
New Production: Homeownership	0	44	7	51
Preservation/Stabilization				
Abbott View/Stevens Court	20			
Avenues for Homeless Youth—North House/Home Away Center—North	20			
Exodus Redeemer	93			
Little Earth of United Tribes/Little Earth, Phase 3, Phase IV	52			
Maynidoowahdak Odena		15		
Minnesota Indian Womens Resource Center/MIWRC Supportive Housing	14			
Peaceful Home/Nabad-Galyo Guri	6	12		
Stevens House Cooperative	56			
Whittier Townhomes	12			
Preservation/Stabilization of Existing Units: Rental	273	27	0	300
GRAND TOTAL	322	151	112	585
Demolition permits (includes affordable and market rate units)				152

* Senior housing

NOTE: Addition funding that closed on Ripley Gardens in 2007 by Minnesota Housing Finance Agency make 32 units affordable at 50% AMI, rather than the previously published 20 units at 50% AMI.

Updated July 2008—For most current Housing Counts information, please visit www.housinglink.org.

SAINT PAUL 2006

	Affordable Units with Financing Closed			
	@30% AMI	@50% AMI	@60% AMI	
New Production: Rental				
* Carty Park (Episcopal Homes)	36	14		
Jeremiah Program	19	19		
New Production: Rental	55	33	0	88
New Production: Homeownership				
Dale Street Townhomes/Habitat for Humanity		5		
Germain Landing Townhomes (Phase III)	1	3	1	
Hazel Park Heights Condos			27	
Single Family Habitat		9		
New Production: Homeownership	1	17	28	46
Preservation/Stabilization				
Evergreen East Apartments			113	
Torre de San Miguel Homes	124		18	
Vista Village	46		2	
Westminster Place	90		9	
YWCA Supportive Housing Program-Grotto	8			
Preservation/Stabilization of Existing Units: Rental	268	0	142	410
GRAND TOTAL	324	50	170	544
Demolition permits (includes affordable and market rate units)				63

* Senior housing

SUBURBAN METRO 2006

			Affordable Units with Financing Closed			
			@30%	@50%	@60%	
COUNTY	CITY	PROPERTY	AMI	AMI	AMI	
Anoka	Fridley	The Salvation Army	4			
Anoka	Oak Grove	HRA Oaks of Lake George			2	
Carver	Chanhassen	Gateway Place		48		
Dakota	Hastings	West Village Townhomes		21		
Hennepin	Bloomington	The Meadows		50		
Hennepin	Maple Grove	Maple Ridge Townhomes	5	40		
Hennepin	Minnetonka	Clear Spring Road Residences	12			
Hennepin	Plymouth	Vicksburg Commons		50		
Hennepin	Wayzata	Wayzata Village Homes/IOCP/Habitat		2		
Washington	Forest Lake	Forest Ridge Townhomes	4	33		
New Production: Rental			25	244	2	271
New Production: Homeownership						
Hennepin	Bloomington	Lyndale Green			6	
Hennepin	Maple Grove	Habitat for Humanity		1		
Hennepin	St. Louis Park	Homes Within Reach/West Hennepin Affordable Housing Land Trust		2		
Ramsey	New Brighton	Habitat for Humanity		1		
Scott	Savage	Habitat for Humanity		2		
Washington	Newport	Habitat for Humanity		1		
Washington	Not Specified	Two Rivers Community Land Trust			6	
Washington	Woodbury	Habitat for Humanity		15		
New Production: Homeownership			0	22	12	34
Preservation/Stabilization						
Anoka	Columbia Heights	Theater Heights/ACCAP Theater Heights Improvements		22		
* Carver	Chaska	Waybury Apartments	114			
* Dakota	Apple Valley	Apple Valley Villa		72		
Dakota	Burnsville	Chowen Bend Townhomes		32		
Dakota	Farmington	Elm Terrace		4		
* Dakota	Farmington	Spruce Place	60			
Dakota	South Saint Paul	Camber Hills Townhomes	44			
Dakota	West Saint Paul	Westview Park Apartments		15		
Hennepin	Minnetonka	Cedar Hills Townhomes	30			
Hennepin	Saint Louis Park	Louisiana Court	6	116		
Scott	Prior Lake	Highwood Homes	36			
Preservation/Stabilization of Existing Units: Rental			290	261	0	551
GRAND TOTAL			315	527	14	856
Conversions to market rate						23

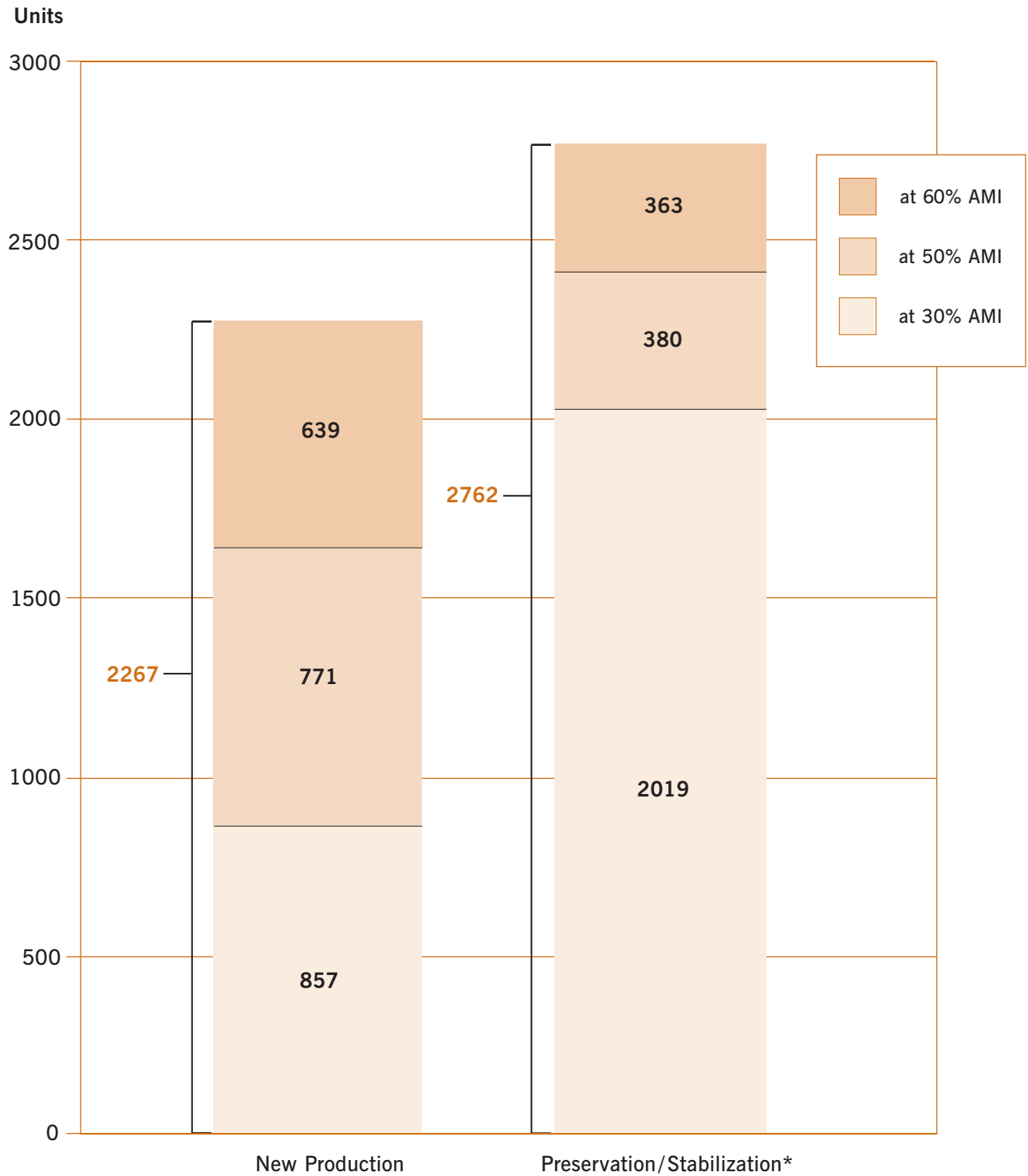
* Senior housing

Note: No data was provided directly by Carver County.

Updated July 2008—For most current Housing Counts information, please visit www.housinglink.org.

MINNEAPOLIS 2002–2006

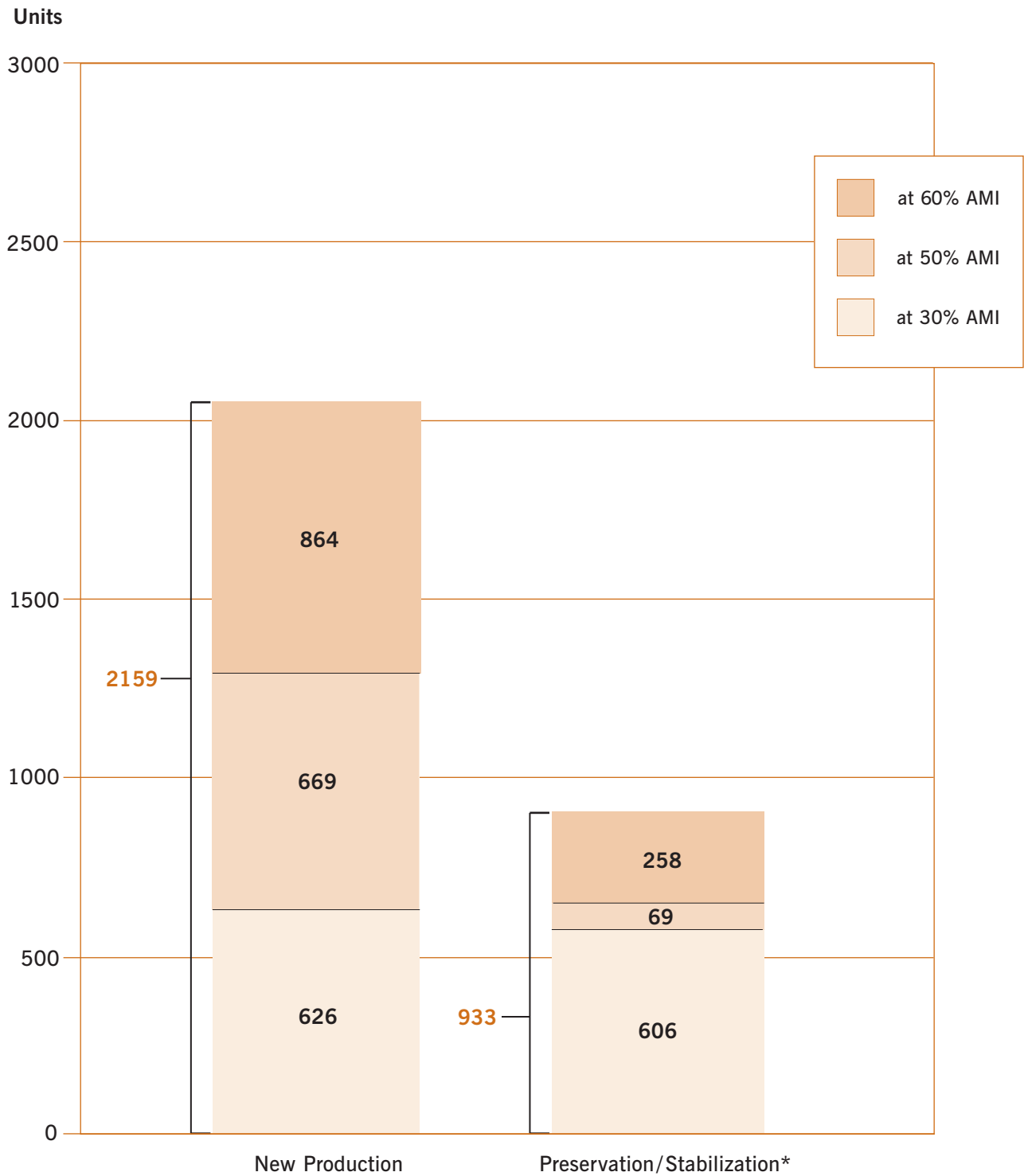
Affordable Units with Financing Closed: 2002–2006



* The need for preservation/stabilization of existing properties varies considerably from year to year. Factors that affect the timing of resources needed for this purpose include the age and condition of properties, the expiration date of use restrictions, etc.
 Updated July 2008—For most current Housing Counts information, please visit www.housinglink.org.

SAINT PAUL 2002–2006

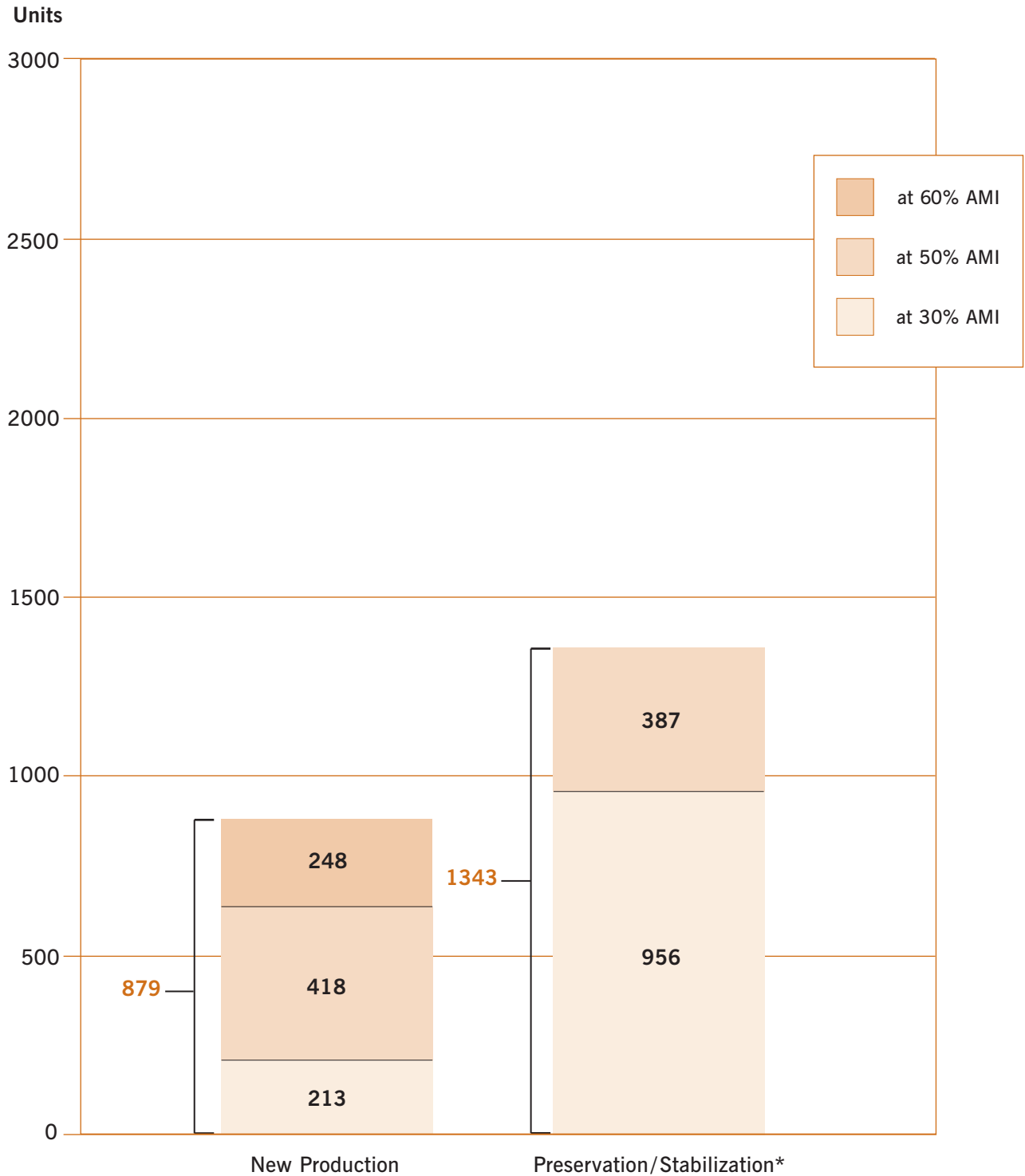
Affordable Units with Financing Closed: 2002–2006



* The need for preservation/stabilization of existing properties varies considerably from year to year. Factors that affect the timing of resources needed for this purpose include the age and condition of properties, the expiration date of use restrictions, etc.
 Updated July 2008—For most current Housing Counts information, please visit www.housinglink.org.

SUBURBAN METRO 2004–2006

Affordable Units with Financing Closed: 2004–2006



* The need for preservation/stabilization of existing properties varies considerably from year to year. Factors that affect the timing of resources needed for this purpose include the age and condition of properties, the expiration date of use restrictions, etc.

2005
HOUSING COUNTS



MINNEAPOLIS 2005

**Affordable Units
with Financing Closed**

@30% AMI	@50% AMI	@60% AMI
-------------	-------------	-------------

New Production: Rental

Franklin Gateway (Phase II)/Hope/Franklin Gateway/Jourdain		9	15	
Hiawatha Commons	40		24	
Linden Hills Townhomes	5			
Saint Anthony Mills Apartments/Parcel D Mills Housing	17	31	37	
**Veterans and Community Housing/Cruse Miller Garrison	50	90		
Victory Commons/Oakwood Lodge	5			
New Production: Rental	117	130	76	323

New Production: Homeownership

33rd and Nicollet RFP		7		
45th and Chicago		6		
American Indian Community Development Corporation (AICDC)		3		
Cedar Avenue Condos		4		
City of Lakes Community Land Trust		3		
Habitat for Humanity		9		
Ivy Tower		18		
Presidents Row Lofts/Madison Lofts		18		
The Greenway at Midtown/PPL Midtown Exchange		12	2	
Urban Village (Phase I—Track 29)			3	
New Production: Homeownership	0	80	5	85

Preservation/Stabilization

2100 Bloomington Court	90			
Albright Townhomes/Findley Place Apartments	89			
Anpa Waste Apartments	10			
Cecil Newman Plaza	64			
City Flats Apartments/Calypso and B-Flats Rehab Project	9		18	
Double Flats Cooperative		11		
Dundry House		27		
Elliot Park Commons/Project for Pride in Living	25			
Hawthorne Apartments/Hawthorne Avenue Apartments	17	18		
Indian Neighborhood Club on Alcohol and Drugs/Indian Neighborhood Club	12			
Kateri Residence	4			
Malcolm X Transitional Housing/Plus Program	7			
Matthews Park Townhouses/Matthews Park Cooperative		24		
New Village/New Village Coop		6	15	
Paige Hall	35	34		
Preservation/Stabilization of Existing Units: Rental	362	120	33	515
GRAND TOTAL	479	330	114	923

Demolition permits (includes affordable and market rate units)	190
---	------------

** Note: Veterans and Community Housing is located in an unincorporated parcel of land adjacent to Minneapolis.

SAINT PAUL 2005

	Affordable Units with Financing Closed			
	@30% AMI	@50% AMI	@60% AMI	
New Production: Rental				
Carleton Place Lofts (Phase I)	17	17	135	
Catholic Charities—Midway Residence	120			
Crane Ordway Building	35	35		
Hazelwood Terrace/Ames Lake (Phase IV)	10	10	61	
*Payne Avenue Senior Lofts	8	7	58	
University and Dale/University Dale Apartments	10	10	59	
New Production: Rental	200	79	313	592
New Production: Homeownership				
Germain Landing Townhomes (Phase II)		4		
Printers Row (Phase II)		4		
Single Family Collaborative/various addresses			1	
Single Family Habitat Summary (other ownership projects also include Habitat units)		29		
Whitall Townhomes		6		
New Production: Homeownership	0	43	1	44
Preservation/Stabilization				
The Kendrick/Energy Park	29			
*Redeemers Arms, Inc.	82			
Sherman-Forbes Housing (refinance only)	104			
Preservation/Stabilization of Existing Units: Rental	215	0	0	215
GRAND TOTAL	415	122	314	851
Demolition permits (includes affordable and market rate units)				45

* Senior housing

SUBURBAN METRO 2005

			Affordable Units with Financing Closed			
COUNTY	CITY	PROPERTY	@30%	@50%	@60%	
			AMI	AMI	AMI	
Anoka	Fridley	Brandes Place	16			
Dakota	Apple Valley	Haralson Apartments/Lebanon Valley Place	4	21	11	
Dakota	Inver Grove Heights	Lafayette Family Townhomes		30		
Hennepin	Bloomington	Transitional Housing Continuum/ Cornerstone Transitional Housing	30			
Hennepin	Edina	Tasks Unlimited—Williams Avenue	6			
Hennepin	Robbinsdale	No Place Like Home Communities/ Robbinsdale Campus	30			
Hennepin	Plymouth	Vicksburg Crossing		34		
Ramsey	Maplewood	Wyngate Townhomes at Maplewood			50	
Ramsey	White Bear Lake	East Metro Women's Center/East Metro Place II		15		
Ramsey	New Brighton	Lakes Run Apartments			51	
New Production: Rental			86	100	112	298
Preservation/Stabilization						
*Hennepin	Bloomington	Newton Manor (refinance only)	45			
*Hennepin	Bloomington	Ridgeview Terrace aka Tarnside/Gideon Pond (refinance only)	51			
*Hennepin	Long Lake	Hillside Terrace—Long Lake (refinance only)	44			
Hennepin	St. Louis Park	Louisiana Court	6			
Ramsey	Vadnais Heights	Vadnais Highlands	35			
Ramsey	White Bear Lake	East Metro Women's Center/ East Metro Place II and stabilization		20		
Washington	Mahtomedi	Lincoln Place aka Diamond Estates (refinance only)	48			
Preservation/Stabilization of Existing Units: Rental			229	20	0	249
GRAND TOTAL			315	120	112	547
Conversions to market rate						0

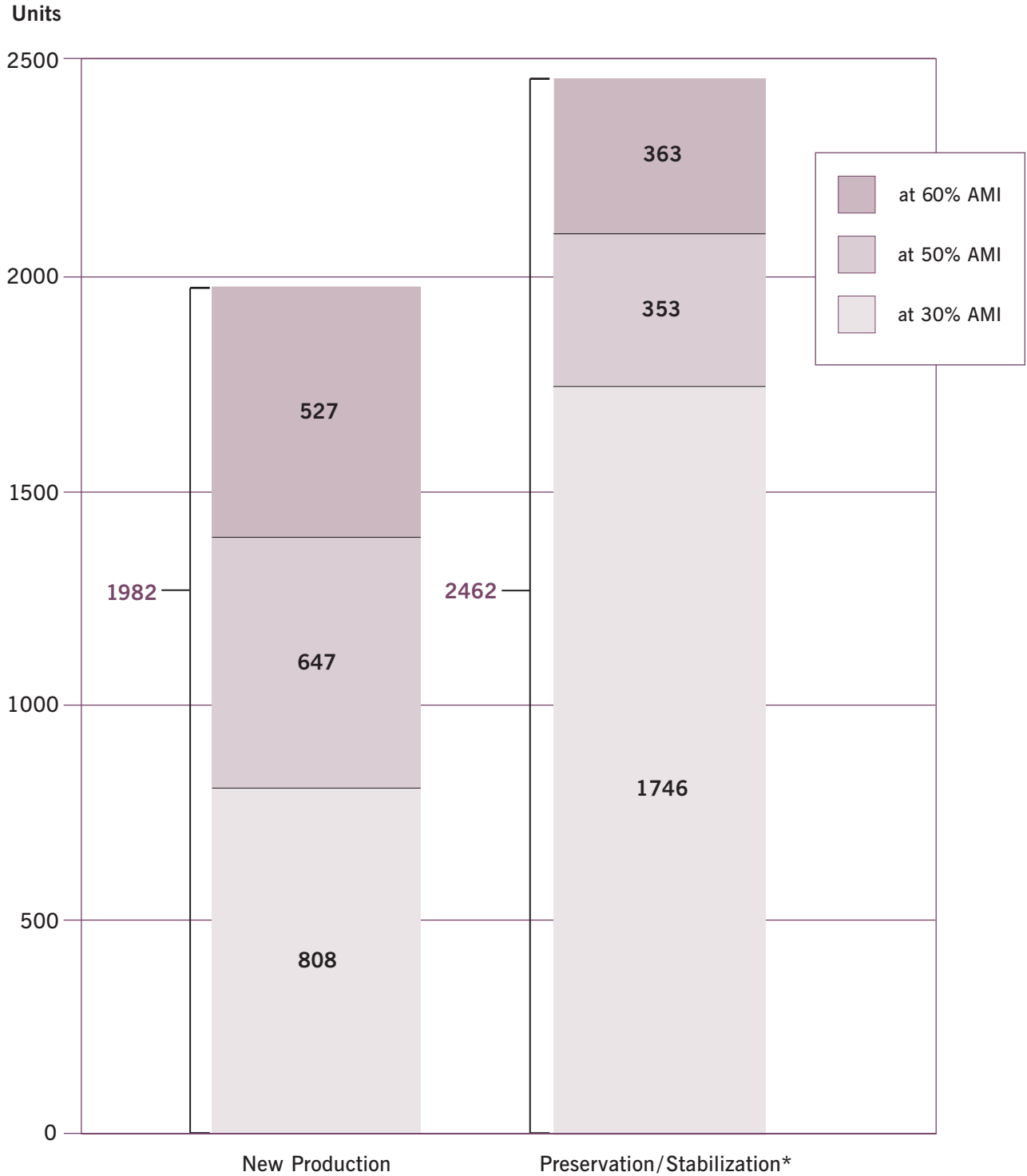
* Senior housing

Note: No data was provided directly by Anoka, Carver, and Scott Counties. Also, New Production: Homeownership numbers are not listed for the suburbs because there is no central reporting organization, making this number very difficult to track.

Updated July 2008—For most current Housing Counts information, please visit www.housinglink.org.

MINNEAPOLIS 2002–2005

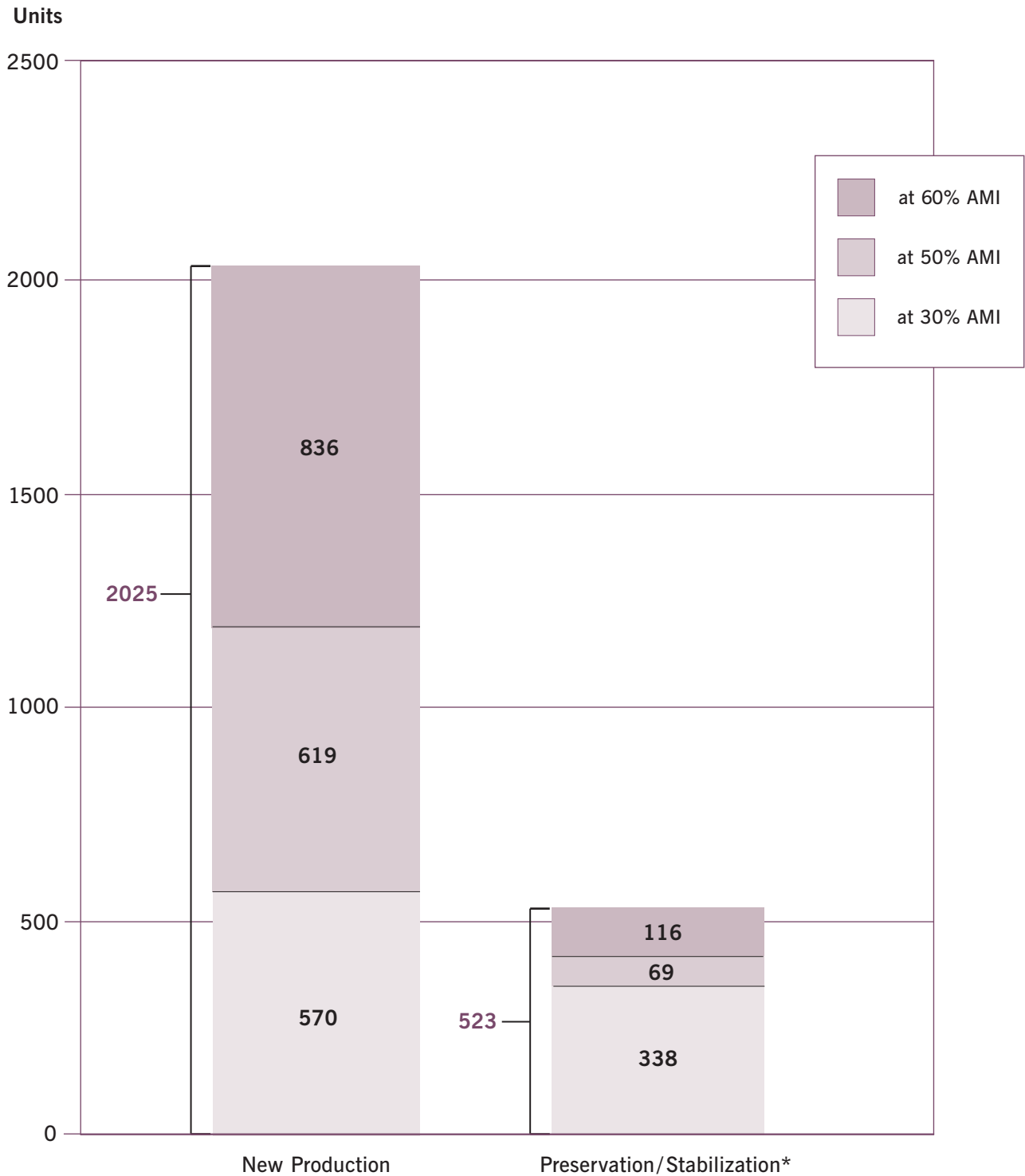
Affordable Units with Financing Closed: 2002–2005



* The need for preservation/stabilization of existing properties varies considerably from year to year. Factors that affect the timing of resources needed for this purpose include the age and condition of properties, the expiration date of use restrictions, etc.
 Updated July 2008—For most current Housing Counts information, please visit www.housinglink.org.

SAINT PAUL 2002–2005

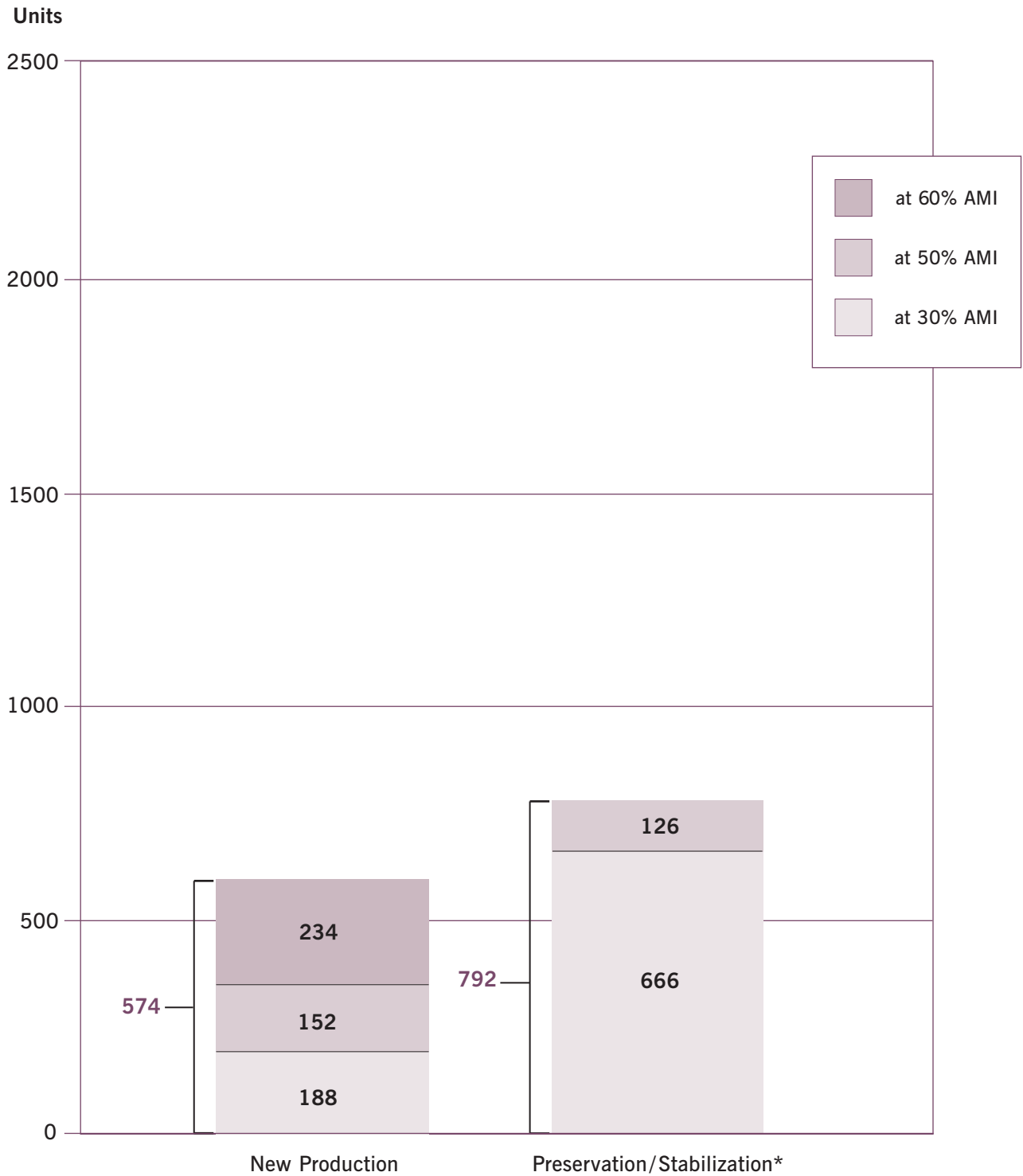
Affordable Units with Financing Closed: 2002–2005



* The need for preservation/stabilization of existing properties varies considerably from year to year. Factors that affect the timing of resources needed for this purpose include the age and condition of properties, the expiration date of use restrictions, etc.
 Updated July 2008—For most current Housing Counts information, please visit www.housinglink.org.

SUBURBAN METRO 2004–2005

Affordable Units with Financing Closed: 2004–2005



* The need for preservation/stabilization of existing properties varies considerably from year to year. Factors that affect the timing of resources needed for this purpose include the age and condition of properties, the expiration date of use restrictions, etc.

2004
HOUSING COUNTS



MINNEAPOLIS 2004

	Affordable Units with Financing Closed			
	@30% AMI	@50% AMI	@60% AMI	
New Production: Rental				
Clare Apartments	28	2		
Heritage Park (Phase III)/ Near North (Phase III)	38	9	8	
King Field PHA Duplex	2			
Lindquist Apartments	24			
Loring Towers Apartments	22			
Many Rivers West Apartments/Many Rivers West Building	3	9	8	
Midtown Exchange/Sears		62	116	
River Run Apartments/Marshall River Run	16	3	55	
Saint Barnabas/Independent Youth	39	13		
The Boulevard/Boulevard	6	9		
* Walker Southview		49		
New Production: Rental	178	156	187	521
New Production: Homeownership				
Greater Metropolitan Housing Corporation (GMHC)			2	
Habitat for Humanity		14		
Heritage LLC	1	2		
Private Developers		1		
Urban Village (Phase I—Midtown Lofts)			4	
Village in Phillips (Phase I)		8		
New Production: Homeownership	1	25	6	32
Preservation/Stabilization				
* Augustana Chapel View Homes		33		
Holmes Greenway Housing	50			
Homewood—Sheridan and Thomas		15	18	
Incarnation House	15			
Loring Towers Apartments	165		43	
Morrison Village Apartments/Jack Frost Flats Cooperative	21	27	3	
Oakland Square	31			
Phillips Park Initiative Supportive Housing	12			
Restart Inc.	24			
Zinsmaster Apartments		36		
Preservation/Stabilization of Existing Units: Rental	318	111	64	
GRAND TOTAL	497	292	257	1,046
Demolition permits (includes affordable and market rate units)				124

* Senior housing

SAINT PAUL 2004

	Affordable Units with Financing Closed			
	@30% AMI	@50% AMI	@60% AMI	
New Production: Rental				
Ames Green	6	6	33	
*Bridgecreek Senior Housing	16	16	128	
Crestview Apartments Expansion	13			
*Lyon's Court		30	30	
Model Cities (Phase II)	6			
New Production: Rental	41	52	191	284
New Production: Homeownership				
560 State Townhomes		5		
Germain Landing Townhomes (Phase I)		18	4	
Lowry Plaza		1	7	
The Phoenix Residence, Inc.	2			
Printers Row (Phase I)		4		
Travel Lodge Condominiums		48		
Single Family Duplex Summary		3		
Single Family Habitat Summary (other ownership projects also include Habitat units)		9		
New Production: Homeownership	2	88	11	101
Preservation/Stabilization				
Wilder Square Coop	47		116	
Wilkins Townhomes	23			
YWCA Supportive Housing—Oxford	12			
Preservation/Stabilization of Existing Units: Rental	82	0	116	198
GRAND TOTAL	125	140	318	583
Demolition permits (includes affordable and market rate units)				61

* Senior housing

SUBURBAN METRO 2004

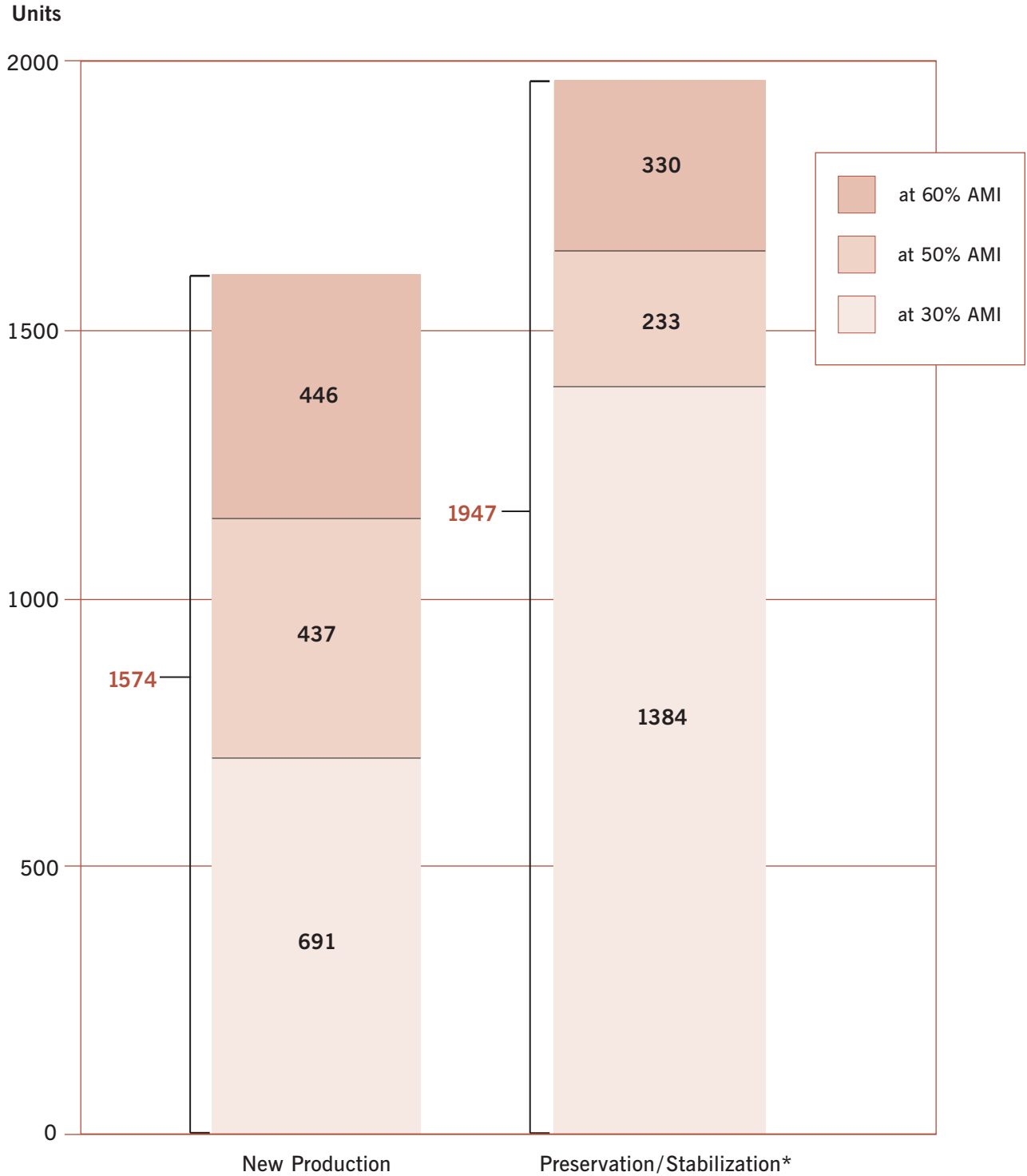
			Affordable Units with Financing Closed			
			@30%	@50%	@60%	
COUNTY	CITY	PROPERTY	AMI	AMI	AMI	
All	All	Family Affordable Housing Program	6			
Dakota	Burnsville	Burnsville Heart of the City Townhomes/ Burnsville HOC Townhomes		25	9	
Dakota	Lakeville	Prairie Crossing Family Townhomes/ fka Lakeville Downtown Family Townhomes		25	15	
Dakota	Lakeville	Iberia Place/Scott-Carver-Dakota	4			
Dakota	South St. Paul	Bryant Place	8			
Dakota	South St. Paul	North Place	6			
Dakota	South St. Paul	South Place	6			
Hennepin	Crystal	Living Works Lodge	12			
Hennepin	Maple Grove	Maple Grove Affordable Housing		2		
Hennepin	New Hope	Boone Avenue Apartments	35			
Ramsey	Falcon Heights	Falcon Heights Town Square Apartments	25		25	
Ramsey	Maplewood	Van Dyke Street Homes			24	
Scott	Prior Lake	Bluff Heights Apartments			49	
New Production: Rental			102	52	122	276
Preservation/Stabilization						
Anoka	St. Francis	Abbey Field Townhomes/Abbey Fields	42			
Dakota	Eagan	View Pointe Apartments		66		
Hennepin	New Hope	Pheasant Park Apartments	92			
Hennepin	Plymouth	Willow Woods Estates		40		
Hennepin	St. Louis Park	Lou Park Apartments	108			
Ramsey	Roseville	Coventry	195			
Preservation/Stabilization of Existing Units: Rental			437	106	0	543
GRAND TOTAL			539	158	122	819
Conversions to market rate						48

Note: No data was provided directly by Anoka, Carver, and Scott Counties. Also, New Production: Homeownership numbers are not listed for the suburbs because there is no central reporting organization, making this number very difficult to track.

Updated July 2008—For most current Housing Counts information, please visit www.housinglink.org.

MINNEAPOLIS 2002–2004

Affordable Units with Financing Closed: 2002–2004

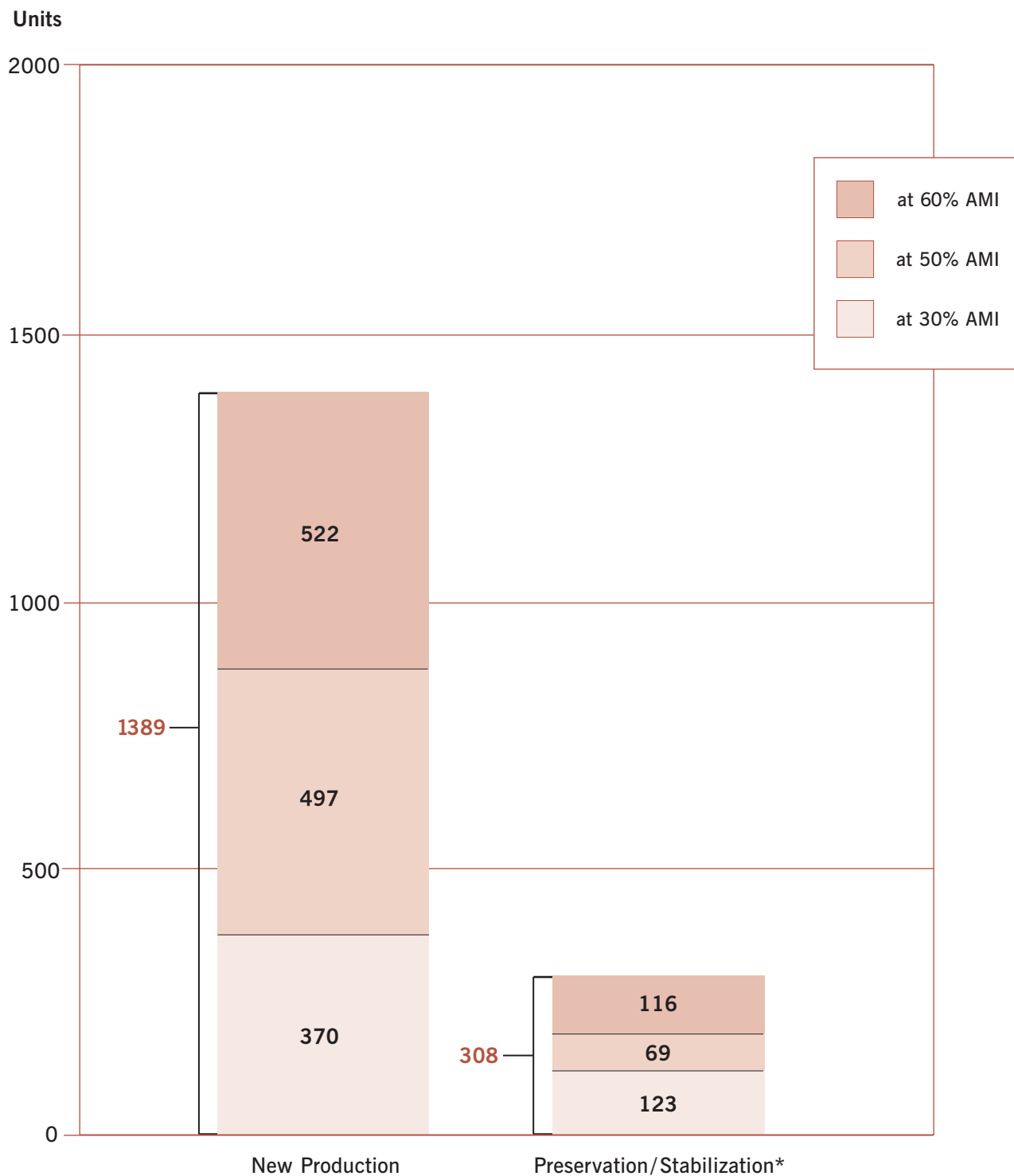


* The need for preservation/stabilization of existing properties varies considerably from year to year. Factors that affect the timing of resources needed for this purpose include the age and condition of properties, the expiration date of use restrictions, etc.

Updated July 2008—For most current Housing Counts information, please visit www.housinglink.org.

SAINT PAUL 2002–2004

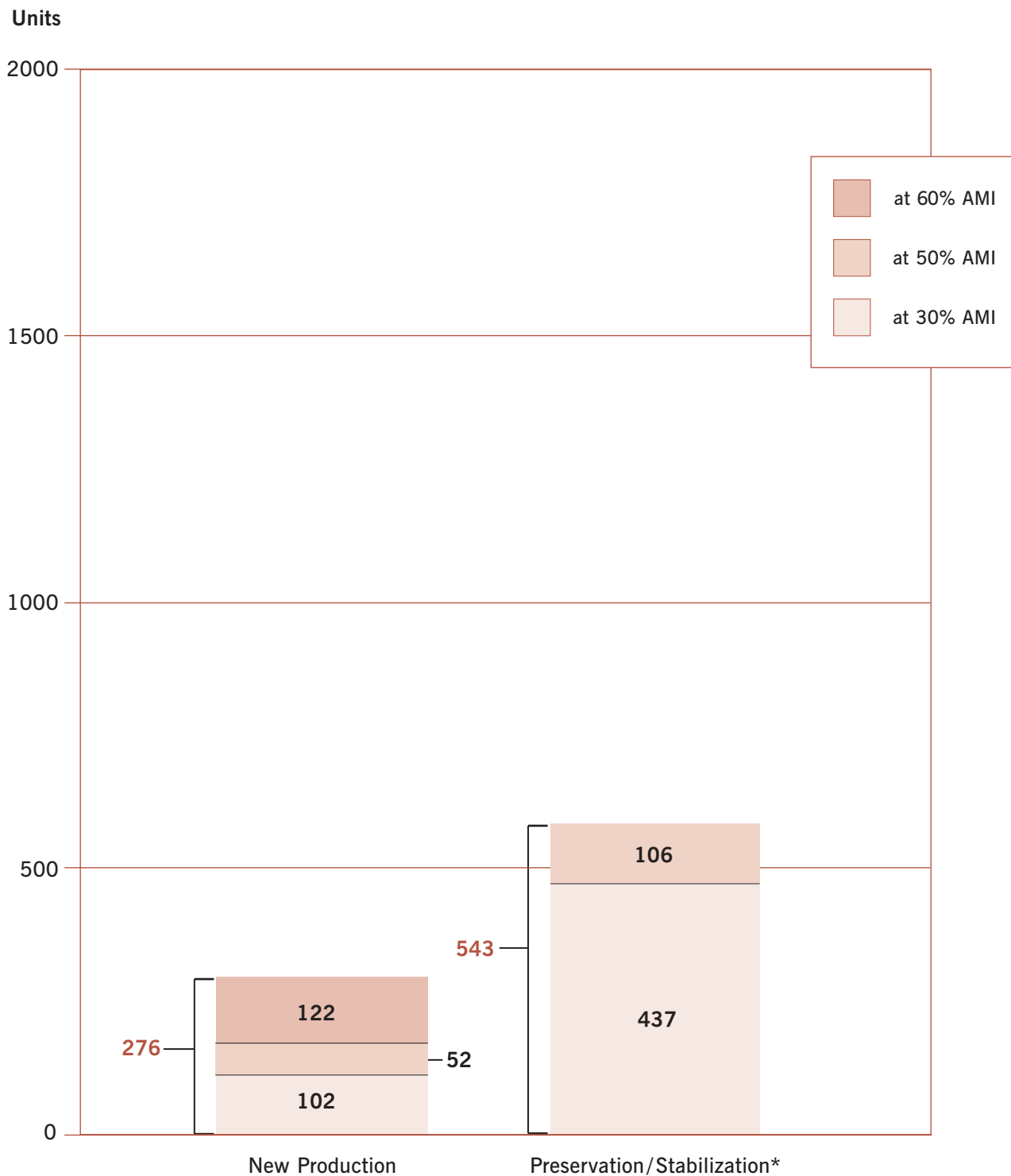
Affordable Units with Financing Closed: 2002–2004



* The need for preservation/stabilization of existing properties varies considerably from year to year. Factors that affect the timing of resources needed for this purpose include the age and condition of properties, the expiration date of use restrictions, etc.
 Updated July 2008—For most current Housing Counts information, please visit www.housinglink.org.

SUBURBAN METRO 2004

Affordable Units with Financing Closed: 2004



* The need for preservation/stabilization of existing properties varies considerably from year to year. Factors that affect the timing of resources needed for this purpose include the age and condition of properties, the expiration date of use restrictions, etc.
 Updated July 2008—For most current Housing Counts information, please visit www.housinglink.org.

2003
HOUSING COUNTS



MINNEAPOLIS 2003

	Affordable Units with Financing Closed			
	@30% AMI	@50% AMI	@60% AMI	
New Production: Rental				
*19th and Central/Volunteers of America		11		
Collaborative Village Initiative	16	2		
East Phillips Commons (Phase I)/Bloomington Lake (Phase I)	6	1	27	
Gateway Phase I/Franklin Gateway (Phase I)	23	13		
*Heritage Commons at Pond's Edge	100			
Heritage Park (Phase II)/Near North (Phase II)	57		25	
LSS Housing Opportunities (Phase II)/Phillips Park Initiative (Phase IIC)		12		
Lydia Apartments/Lydia House	40			
Trinity Gateway Apartments/Longfellow Gateway Apartments	16			
New Production: Rental	258	39	52	349
New Production: Homeownership				
Franklin Gateway (Phase I)—Ownership			2	
Habitat for Humanity		24		
Heritage Housing			25	
Lofts On Arts Avenue		7		
New Production: Homeownership	0	31	27	58
Preservation/Stabilization				
Cabrini House	13			
Little Earth (Phase III)	212			
Lorraine Apartments	16			
Olson Townhomes	92			
Passages Women's Community Housing	17			
Riverton Community Housing Project/Chateau; Cole; Franklin		33	51	
Seward Tower East	303			
Seward Tower West	320			
Preservation/Stabilization of Existing Units: Rental	973	33	51	1,057
GRAND TOTAL	1,231	103	130	1,464
Demolition permits (includes affordable and market rate units)				94

* Senior housing

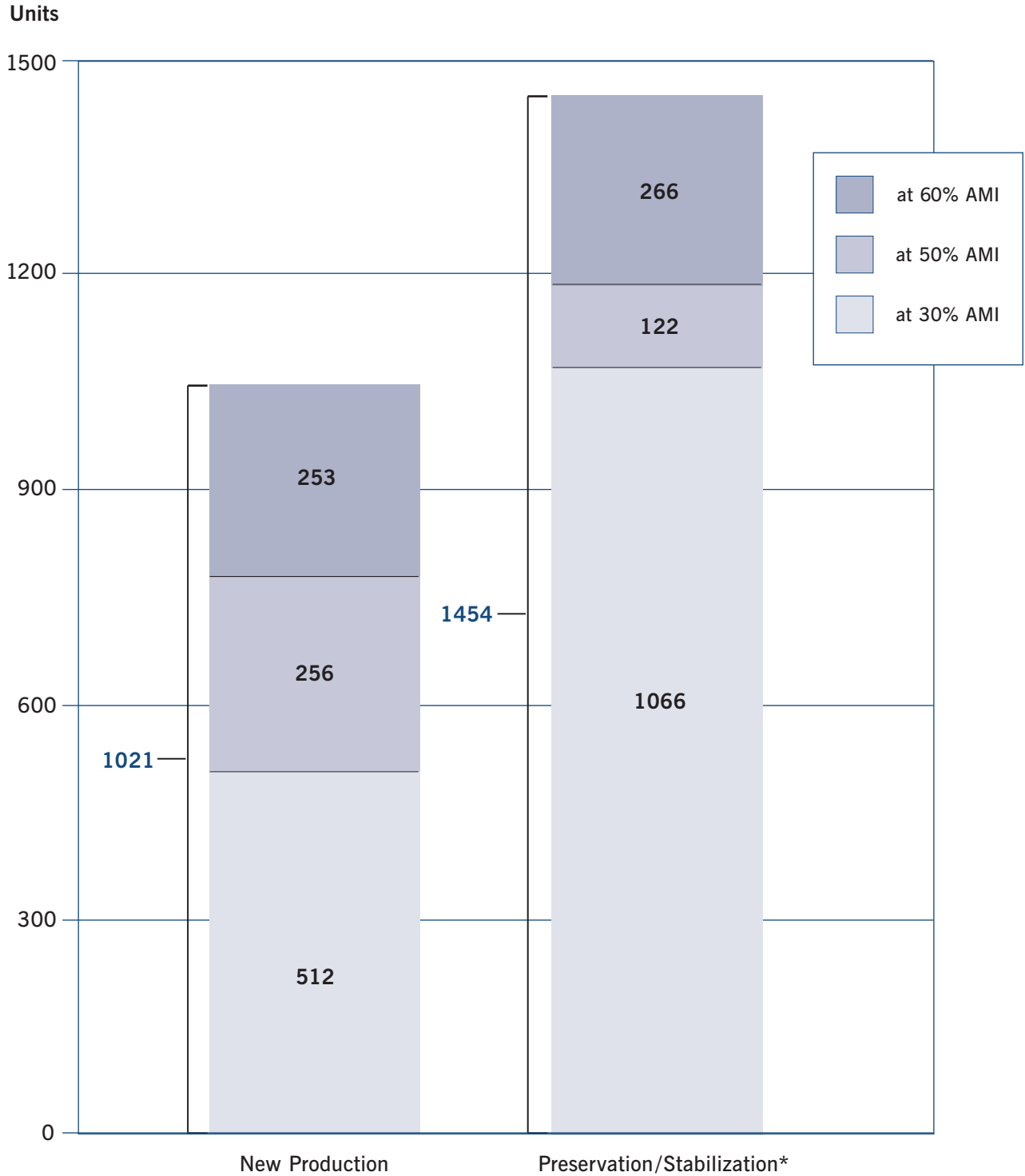
SAINT PAUL 2003

	Affordable Units with Financing Closed			
	@30% AMI	@50% AMI	@60% AMI	
New Production: Rental				
*Arbor Point	5	5	37	
Ames Lake/Barclay Terrace	8	8	40	
*Episcopal Homes/1810 University Avenue	5	5	11	
Gateway Village/Shepard Davern	32	46		
*Gateway Village (Senior)/Shepard Davern		34	87	
Jendayi Place	6			
Saint Christopher Place/Guild Hall	71			
Selby Grotto	5	10	19	
Visitation Place Apartments	8	8		
YWCA—Lexington	18			
New Production: Rental	158	116	194	468
New Production: Homeownership				
Single Family Duplex Summary	1	3	1	
Single Family Habitat Summary (other ownership projects also include Habitat units)		9		
New Production: Homeownership	1	12	1	14
Preservation/Stabilization				
Carroll Avenue Townhomes		11		
Clinton Avenue Townhomes		18		
Fuller Townhomes		9		
Lincoln Townhomes		18		
Montana Avenue Townhomes		13		
NHHI—Barrier Free Housing	36			
Preservation/Stabilization of Existing Units: Rental	36	69	0	105
GRAND TOTAL	195	197	195	587
Demolition permits (includes affordable and market rate units)				104

* Senior housing

MINNEAPOLIS 2002–2003

Affordable Units with Financing Closed: 2002–2003

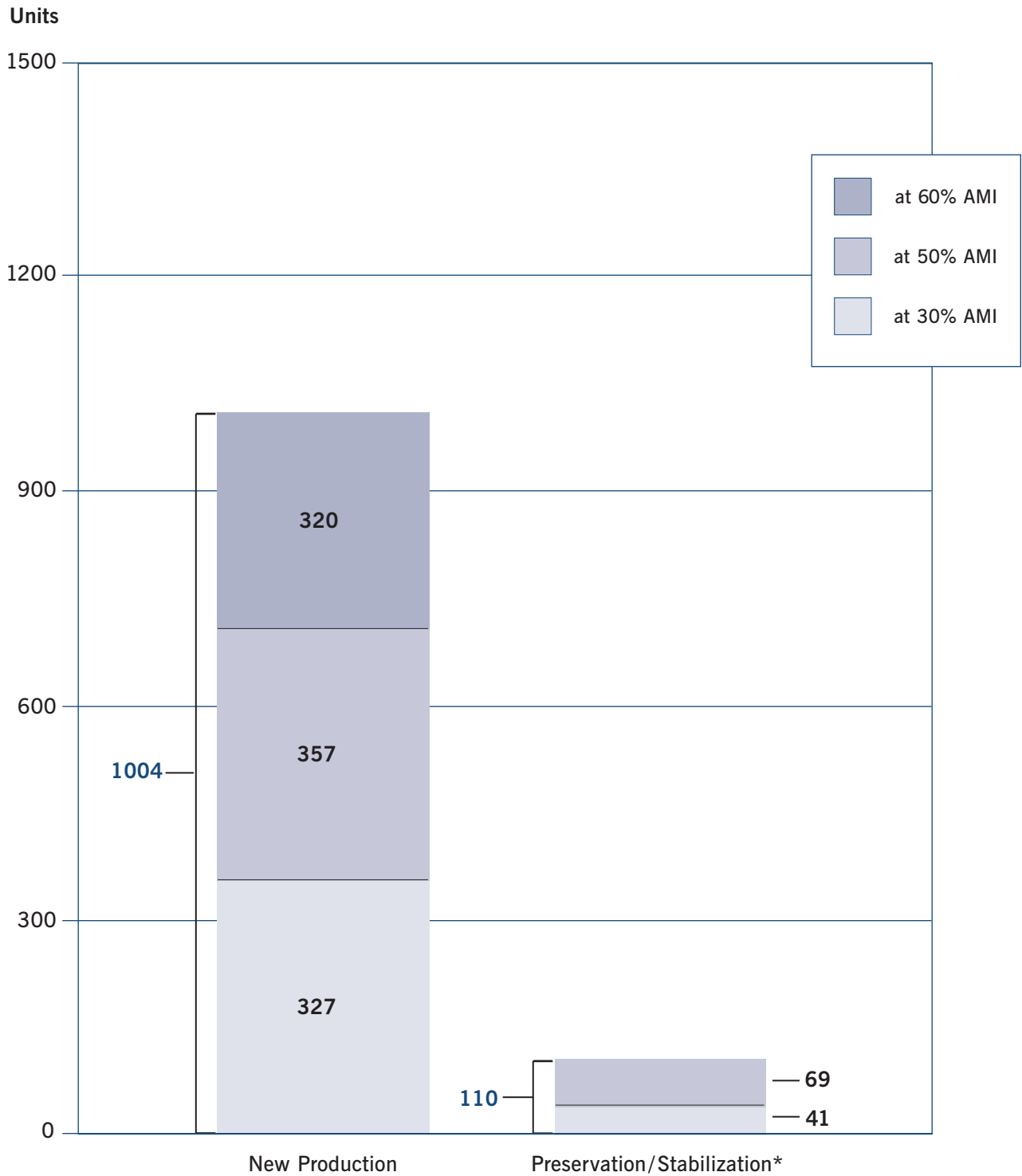


* The need for preservation/stabilization of existing properties varies considerably from year to year. Factors that affect the timing of resources needed for this purpose include the age and condition of properties, the expiration date of use restrictions, etc.

Updated July 2008—For most current Housing Counts information, please visit www.housinglink.org.

SAINT PAUL 2002–2003

Affordable Units with Financing Closed: 2002–2003



* The need for preservation/stabilization of existing properties varies considerably from year to year. Factors that affect the timing of resources needed for this purpose include the age and condition of properties, the expiration date of use restrictions, etc.

2002 HOUSING COUNTS



MINNEAPOLIS 2002

	Affordable Units with Financing Closed			
	@30% AMI	@50% AMI	@60% AMI	
New Production: Rental				
1826 Chicago Avenue South/Resource Inc.		3		
Bottineau Commons East/Bottineau Commons on University	25		69	
Bottineau Lofts & Townhomes East	11		18	
Central Avenue Apartments	61			
Families Moving Forward Housing Program/3rd Avenue Townhomes	12			
Heritage Park (Phase IA)/Near North (Phase IA)	60		30	
Jeremiah Project Addition	21			
Keeler Apartments		8		
Lamoreaux/Opportunity Housing	20	19		
Many Rivers East Apartments	7	27	3	
*Saint Hedwig's	25	35		
Stone Arch Apartments		44	47	
West River Commons	12			
ZOOM House		22		
New Production: Rental	254	158	167	579
New Production: Homeownership				
East River–Unical Housing		6		
Habitat for Humanity		14		
Hawthorne Homestead Program		7	7	
Homeownership Works		1		
New Production: Homeownership	0	28	7	35
Preservation/Stabilization				
Armadillo Flats	8	30		
Ascension Place	32			
City Limits		40	158	
Elliot Park	27	3		
Morrison Village Apartments/Jack Frost Flats Cooperative			57	
Mulberry Flats		8		
Talmage Green	26			
Tension Envelope/Second Street Historical, Oakwood Lofts		8		
Preservation/Stabilization of Existing Units: Rental	93	89	215	397
GRAND TOTAL	347	275	389	1,011
Demolition permits (includes affordable and market rate units)				151

* Senior housing

SAINT PAUL 2002

	Affordable Units with Financing Closed			
	@30% AMI	@50% AMI	@60% AMI	
New Production: Rental				
7th Street Landing/Passages Apartments	12		1	
808 Berry Place/Harvester Rental	27	54		
American House	13			
Ames Lake/Rose Hill (Phase I)	8	8	40	
*Arlington Gardens Apartments	50			
Homes for Learning	5	11		
Model Cities Supportive Housing/Parent-Child Development Institute	10			
*Osceola Park Apartments	9	9	70	
Straus Apartments	10	24	8	
Upper Landing	15	72	3	
New Production: Rental	159	178	122	459
New Production: Homeownership				
Mississippi & Hyacinth		10		
Railroad Island (Phase I, Stage I)	1	1		
*Real Life Coop (Phase I)	6	6		
Single Family Duplex Summary	2	4	3	
Single Family Habitat Summary		30		
New Production: Homeownership	9	51	3	63
Preservation/Stabilization				
Model Cities Supportive Housing/Families First	5			
Preservation/Stabilization of Existing Units: Rental	5	0	0	5
GRAND TOTAL	173	229	125	527
Demolition permits (includes affordable and market rate units)				67

* Senior housing

**2010
HOUSING COUNTS**



MINNEAPOLIS 2010

	Affordable Units with Financing Closed			
	@30% AMI	@50% AMI	@60% AMI	
New Production: Rental				
Clare Midtown.....		26	19	
Gateway Lofts (fka Broadway Apartments)	31	10		
Lyndale Green		14	49	
Nicollet Square.....	42			
*Nokomis Senior Housing.....		16		
New Production: Rental	73	66	68	207
New Production: Homeownership				
Condo/City of Lakes Community Land Trust.....		1		
Single Family/City of Lakes Community Land Trust.....		8		
Single Family/Habitat for Humanity.....		7		
New Production: Homeownership	0	16	0	16
Preservation/Stabilization: Rental				
2022 2nd Avenue South			3	
3631 Penn Avenue North.....	2	4		
Alliance Scattered Site Rehabilitation.....	17	12		
Redeemer		3	9	
Many Rivers East.....		27	10	
Nicollet Towers.....			306	
PPL Foreclosure Redirection		4		
Whittier Cooperative.....		45		
Preservation/Stabilization of Existing Units: Rental	19	95	328	442
GRAND TOTAL	92	177	396	665
Demolitions in Minneapolis (includes affordable and market rate units)				318

* Senior housing

Updated August 2011—For most current Housing Counts information, please visit www.housinglink.org.

SAINT PAUL 2010

	Affordable Units with Financing Closed			
	@30% AMI	@50% AMI	@60% AMI	
New Production: Rental	0	0	0	0
New Production: Homeownership				
Herbert's Landing Townhome/Habitat for Humanity		6		
Rondo Community Land Trust.....		1	2	
Townhome/Habitat for Humanity		6		
New Production: Homeownership	0	13	2	15
Preservation/Stabilization: Rental				
American House (Wilder Foundation).....			69	
Kimball Court			75	
Lexington Commons.....		48		
Minnesota Place	14	63		
Minnesota Vistas		12	48	
Renaissance Box	14	56		
The Terraces		4	19	
Preservation/Stabilization of Existing Units: Rental	28	183	211	422
GRAND TOTAL	28	196	213	437
Demolitions in Saint Paul (includes affordable and market rate units)				171

SUBURBAN METRO 2010

New Production: Rental

COUNTY	CITY	PROPERTY	Affordable Units with Financing Closed			
			@30% AMI	@50% AMI	@60% AMI	
Dakota	Apple Valley	Quarry View.....		45		
*Dakota	Burnsville	Valley Ridge		80		
*Dakota	Farmington	Vermillion Crossing		61		
*Dakota	South Saint Paul	Thompson Heights		54		
Hennepin	Wayzata	Boulevard Apartments	2	4		
*Ramsey	Maplewood	Century Trails		40		
*Washington	Forest Lake	TrailSide Senior Housing.....		56	14	
New Production: Rental			2	340	14	356

New Production: Homeownership

Anoka	Columbia Heights	Single Family/Habitat for Humanity		3		
Anoka	Ramsey	Ramsey Town Center Gardens Townhome/ Habitat for Humanity.....		3		
Anoka	Saint Francis	Townhome/Habitat for Humanity		1		
Carver	Chaska	Single Family/Carver County Community Land Trust...		1		
Carver	Chaska	Single Family/Habitat for Humanity.....		3		
Carver	Victoria	Townhome/Carver County Community Land Trust			1	
Carver	Waconia	Duplex/Carver County Community Land Trust.....		1		
Dakota	West Saint Paul	Townhome/Habitat for Humanity		1		
Hennepin	Brooklyn Center	Single Family/Habitat for Humanity		1		
Hennepin	Brooklyn Park	Single Family/Homes within Reach.....		1	1	
Hennepin	Brooklyn Park	Single Family/Habitat for Humanity		1		
Hennepin	Edina	Single Family/Homes within Reach.....		1		
Hennepin	Hopkins	Single Family/Habitat for Humanity		1		
Hennepin	Maple Grove	Single Family/Homes within Reach.....		1		
Hennepin	Minnetonka	Single Family/Homes within Reach.....		1	2	
Hennepin	Richfield	Single Family/Homes within Reach.....		1		
Hennepin	Richfield	Townhome/Habitat for Humanity		1		
Hennepin	Saint Louis Park	Single Family/Homes within Reach.....			1	
Ramsey	Shoreview	Townhome/Habitat for Humanity		1		
Ramsey	White Bear Lake	Townhome/Habitat for Humanity		1		
Scott	Prior Lake	Townhome/Habitat for Humanity		1		
Scott	Shakopee	Townhome/Habitat for Humanity		1		
Washington	Oakdale	Red Oak Preserve Townhome/ Habitat for Humanity.....		10		
Washington	Oakdale	Single Family/Two Rivers CLT			1	
New Production: Homeownership			0	36	6	42

Suburban Metro 2010 continued on next page

* Senior housing

Updated August 2011—For most current Housing Counts information, please visit www.housinglink.org.

SUBURBAN METRO 2010**Preservation/Stabilization: Rental**

**Affordable Units
with Financing Closed**

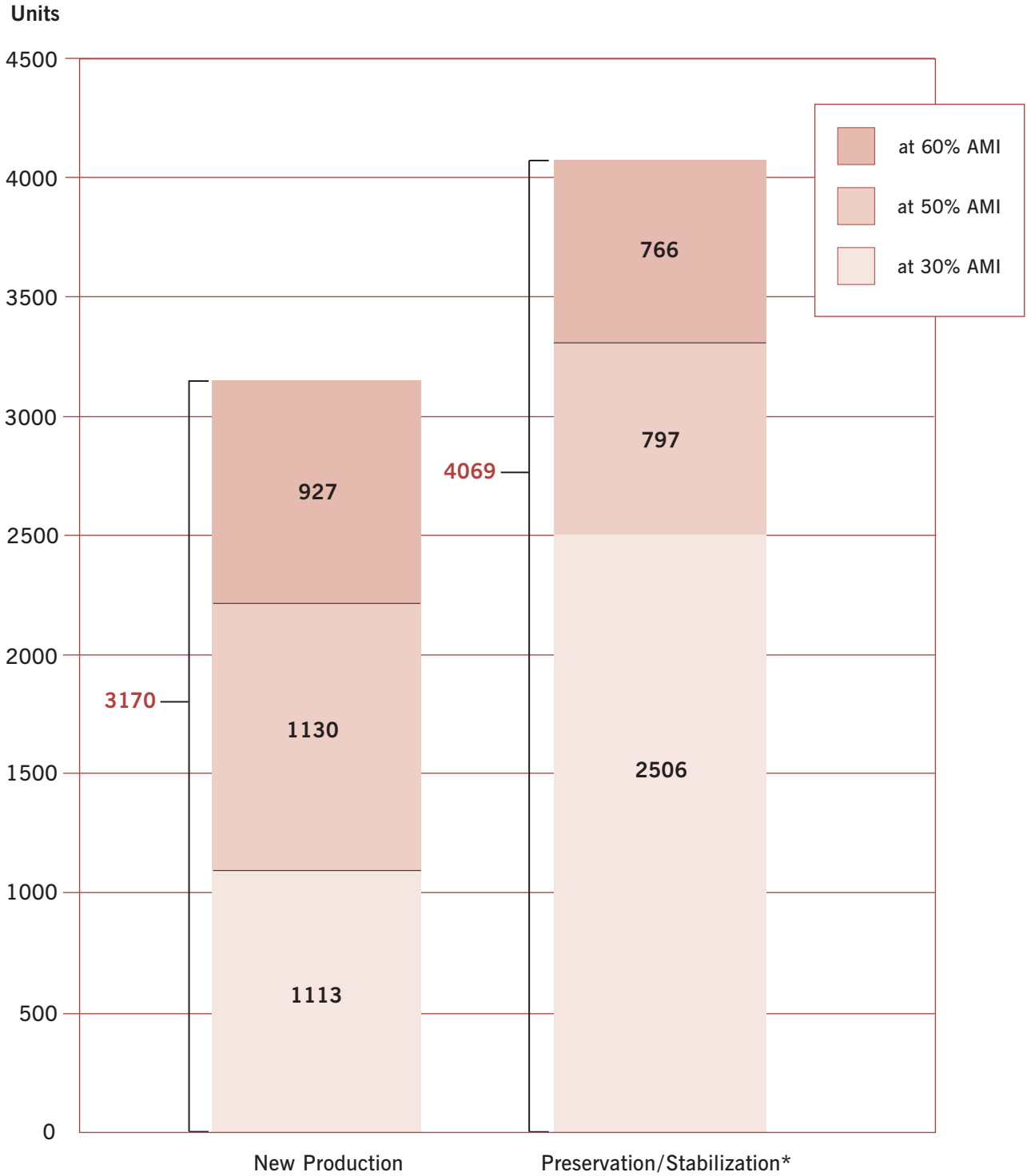
@30% AMI	@50% AMI	@60% AMI
-------------	-------------	-------------

COUNTY	CITY	PROPERTY	@30% AMI	@50% AMI	@60% AMI	
Anoka	Anoka	Sunny Acres Estates.....	52			
Anoka	Blaine	Northgate Woods		75		
Anoka	Coon Rapids	Tralee Terrace.....	2	1	65	
Dakota	Apple Valley	Hayes		4		
Dakota	Rosemount	Park Place		36		
Hennepin	Golden Valley	Dover Hill		234		
Hennepin	Golden Valley	Medley Park	30			
Ramsey	Mounds View	Silver Lake Commons			10	
Ramsey	Roseville	Centennial Gardens East & West			145	
Ramsey	Roseville	Sienna Green I	67	36		
Scott	Jordan	Britland Apartments		24		
Washington	Oakdale	Granada Lake Townhomes		64		
Washington	Oakdale	Washington County Transitional Housing.....	6			
Preservation/Stabilization of Existing Units: Rental			157	474	220	
GRAND TOTAL			159	850	240	1249

Conversions to market rate.....	None reported		
--	----------------------	--	--

MINNEAPOLIS 2002–2010

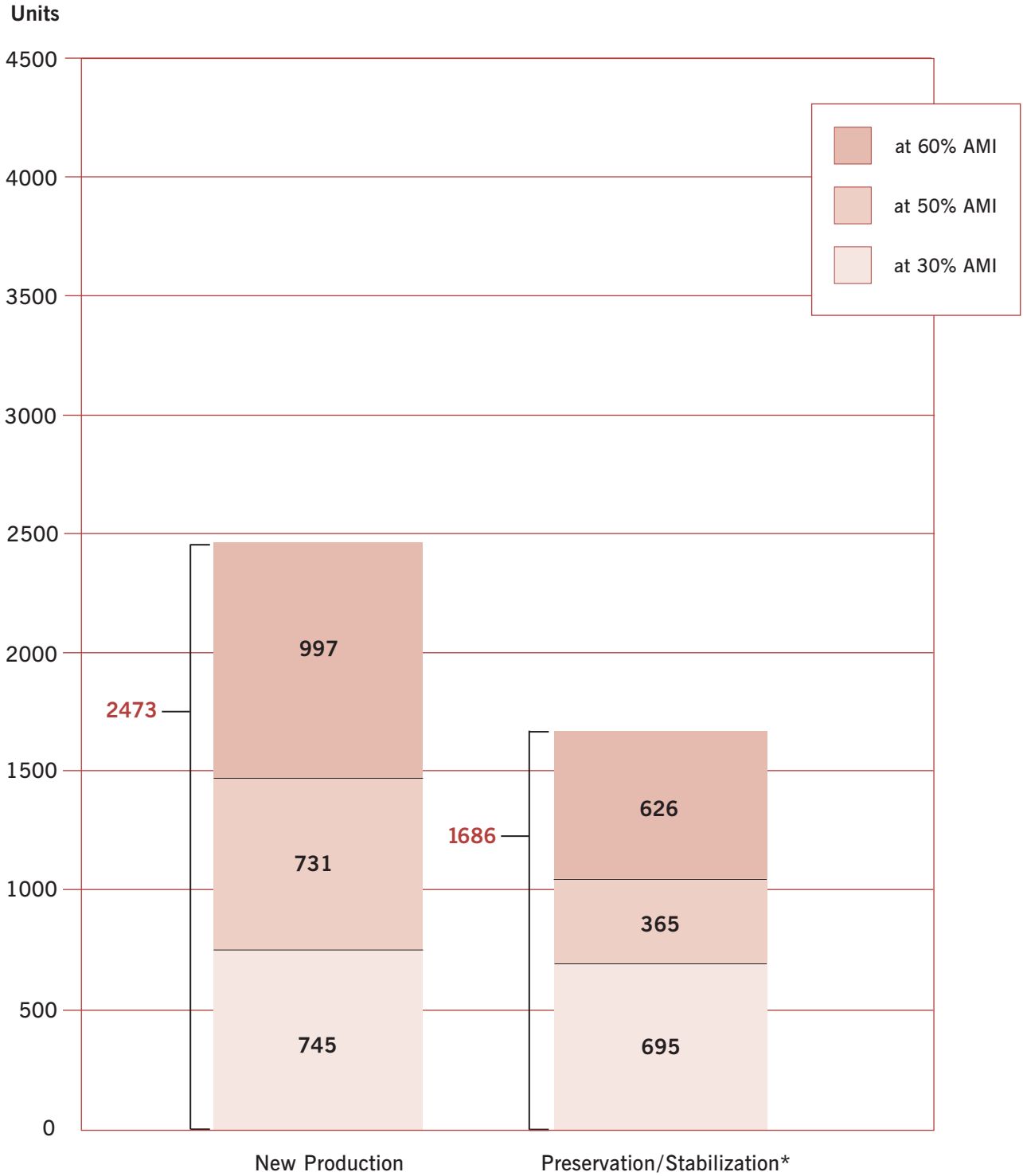
Affordable Units with Financing Closed: 2002–2010



* The need for preservation/stabilization of existing properties varies considerably from year to year. Factors that affect the timing of resources needed for this purpose include the age and condition of properties, the expiration date of use restrictions, etc.

SAINT PAUL 2002–2010

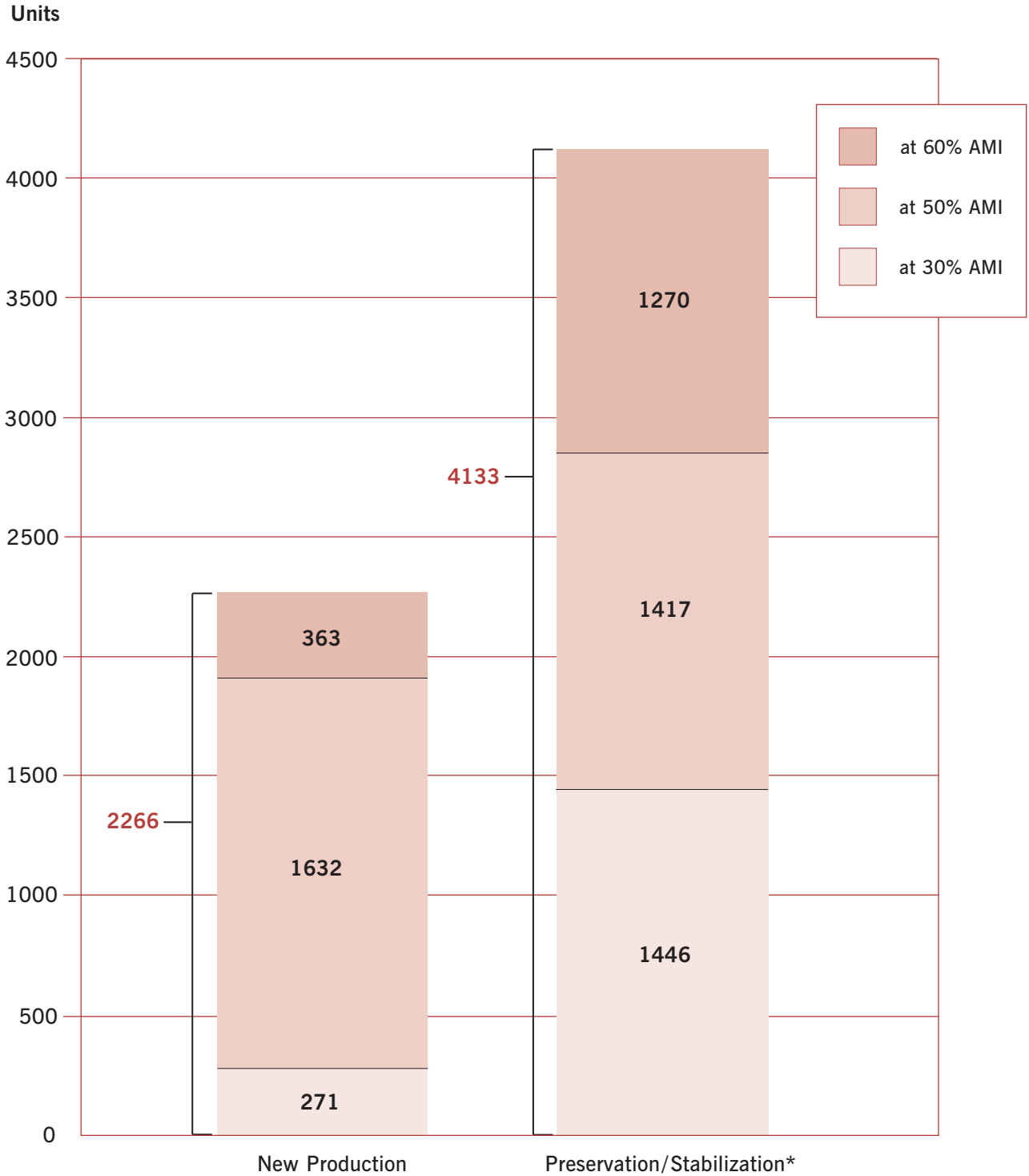
Affordable Units with Financing Closed: 2002–2010



* The need for preservation/stabilization of existing properties varies considerably from year to year. Factors that affect the timing of resources needed for this purpose include the age and condition of properties, the expiration date of use restrictions, etc.

SUBURBAN METRO 2004–2010

Affordable Units with Financing Closed: 2002–2010



* The need for preservation/stabilization of existing properties varies considerably from year to year. Factors that affect the timing of resources needed for this purpose include the age and condition of properties, the expiration date of use restrictions, etc.